


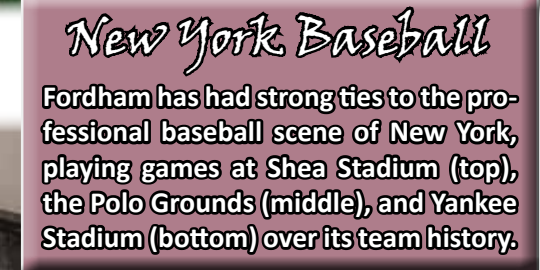




# THIS IS

## Academic Success

Once again, Fordham continues to be in *U.S. News & World Report's* "America's Best Colleges" rankings, as well as ranking among the top Catholic Universities.



## Jack Coffey

Jack Coffey is synonymous with Fordham baseball, as a player and a coach for over half a century. A part of over 1,000 wins with the maroon & white, he is the only man to be a teammate of Ty Cobb and Babe Ruth.

## New York Baseball

Fordham has had strong ties to the professional baseball scene of New York, playing games at Shea Stadium (top), the Polo Grounds (middle), and Yankee Stadium (bottom) over its team history.





# RAMS BASEBALL



## *Fordham Legacy in the Majors*

Fordham boasts a number of players that have been drafted and signed by Major League Baseball teams, and gone on to have very successful professional careers. (Far left) Frankie Frisch, "the Fordham Flash", had a Hall of Fame career with the New York Giants and St. Louis Cardinals, while Johnny Murphy (middle left) pitched in six World Series as an ace reliever with the New York Yankees. Hank Borowy (middle right) pitched for over a decade with five clubs, including the New York Yankees and Chicago Cubs, and was the last Cubs' pitcher to win a World Series game prior to 2016, while Pete Harnisch (middle right) is the only 1st round draft pick in team history and went on to win 111 games over 14 seasons and was an All-Star selection in 1991. Nick Martinez made the big leagues in 2014 with the Texas Rangers, while Brett Kennedy made the majors with the San Diego Padres in 2018. Additionally, Reiss Knehr & Greg Weissert have also spent time in the majors in recent year.



## *#1 in the NCAA*

Fordham baseball ranks #1 in all-time wins in NCAA history with over 4,500, and has eight NCAA Tournament appearances.





## Games Played

1. Joey Runco (2013-16)	218
2. Justin Bardwell (2016-19)	213
3. Danny Leach (2005-09)	211
4. Brian Kownacki (2009-12)	211
5. Mark Donadio (2014-17)	208
6. Rich Goulian (2005-08)	206
7. Jordan Lert (2004-07)	201
8. Brian Keeney (2004-07)	200
9. Eric Reese (2005-08)	198
10. Jason Lundy (2014-17)	198
11. Tim Short (2002-05)	196
12. Ryan Maghini (2009-12)	196
13. Joseph DeVito (2013-16)	195
14. Tim Swatek (2011-14)	194
15. Cian Sahler (2022-25)	193

## At Bats

1. Joey Runco (2013-16)	854
2. Danny Leach (2005-09)	800
3. Brian Kownacki (2009-12)	794
4. Rich Goulian (2005-08)	759
5. Justin Bardwell (2016-19)	735
6. Greg Smith (2003-06)	728
7. Brian Keeney (2004-07)	725
8. Mark Donadio (2014-17)	724
9. Jordan Lert (2004-07)	713
10. Eric Reese (2005-08)	712

## Runs Scored

1. Mike Marchiano (1994-97)	202
2. Jack Allen (1985-88)	182
3. Santy Gallone (1989-92)	181
4. Rich Goulian (2005-08)	169
5. Pete DeLuca (1989-92)	168
6. Danny Leach (2005-09)	167
7. Greg Smith (2003-06)	165
8. Eric Reese (2005-08)	165

## Hits

1. Joey Runco (2013-16)	242
2. Greg Smith (2003-06)	241
3. Tom Stein (1995-99)	236
4. Eric Reese (2005-08)	233
5. Danny Leach (2005-09)	228
6. Mike Marchiano (1994-97)	227
7. Rich Goulian (2005-08)	226
8. Santy Gallone (1989-92)	222
9. James Cisco (1998-2001)	219
10. Kurt Thomas (2001-04)	217
11. Brian Kownacki (2009-12)	213
12. Mark Donadio (2014-17)	210
13. Pete DeLuca (1989-92)	207
14. Jack Allen (1985-88)	204
15. Tim Swatek (2011-14)	203
16. Jordan Lert (2004-07)	198
<b>Daniel Bucciero (2023- )</b>	<b>198</b>

## Doubles

1. Greg Smith (2003-06)	55
2. Justin Bardwell (2016-19)	55
3. Pete DeLuca (1989-92)	50
4. Tom Stein (1995-99)	46
5. Bobby Kingsbury (2000-02)	45
6. John Mollicone (2004-07)	45
<b>7. Daniel Bucciero (2023- )</b>	<b>43</b>
8. Jeremy Bourgeois (2002-05)	42
9. Rich Goulian (2005-08)	42
10. Chris Walker (2008-11)	41
11. Bobby DiNardo (2006-09)	39
12. Mike Butler (1991-94)	38
13. Mike Marchiano (1994-97)	38
14. Kurt Thomas (2001-04)	38
15. Ryan Maghini (2009-12)	37



**Joey Runco ('16) is Fordham's all-time leader in hits and games played.**

## Triples

1. Pete DeLuca (1989-92)	21
2. Santy Gallone (1989-92)	20
3. Jake MacKenzie (2018-20)	14
4. Danny Leach (2005-09)	13
5. Mike Butler (1991-94)	12
6. Bobby Kingsbury (2000-02)	12
7. Tim Swatek (2011-14)	12
8. Babe Young (1934-36)	11
9. Rich Goulian (2005-08)	11
10. Brian Kownacki (2009-12)	11
11. John Blanco (1981-84)	10
12. Shawn Harris (1992-94)	10
13. Anthony Vega (1998-2001)	10
14. P.J. Como (2006-10)	10
15. Alvin Melendez (2017-21)	10

## Home Runs

1. Mike Marchiano (1994-97)	53
2. Brad Howland (1985-88)	30
3. Jeremy Bourgeois (2002-05)	30
4. Bobby DiNardo (2006-09)	28
5. Bobby Kingsbury (2000-02)	27
6. Tom Stein (1995-99)	25
7. Fred Opper (1977-80)	25
8. Greg Smith (2003-06)	25
9. Mark Pleto (1975-78)	24
10. Mike O'Connell (1974-77)	22
11. Jerry Curley (1984-87)	21
12. Adrian Muys (1995-98)	20
<b>Daniel Bucciero (2023- )</b>	<b>20</b>
14. Santy Gallone (1989-92)	19
15. Kurt Thomas (2001-04)	17
16. Zach Selinger (2020-23)	17

## Runs Batted In

1. Pete DeLuca (1989-92)	161
2. Mike Marchiano (1994-97)	158
3. Santy Gallone (1989-92)	155
4. Tom Stein (1995-99)	154
5. Greg Smith (2003-06)	132
6. Bobby DiNardo (2006-09)	132
7. Jeremy Bourgeois (2002-05)	128
8. Jerry Curley (1984-87)	125
9. Chris Walker (2008-11)	125
10. John Mollicone (2004-07)	124
11. Eric Reese (2005-08)	123
12. Ray Montgomery (1988-90)	121
13. Justin Bardwell (2016-19)	120

## Total Bases

1. Mike Marchiano (1994-97)	440
2. Greg Smith (2003-06)	383
3. Tom Stein (1995-99)	359
4. Santy Gallone (1989-92)	354
5. Pete DeLuca (1989-92)	341
6. Bobby Kingsbury (2000-02)	340
7. Jeremy Bourgeois (2002-05)	329
8. Kurt Thomas (2001-04)	322
9. Rich Goulian (2005-08)	317
<b>Daniel Bucciero (2023- )</b>	<b>313</b>
11. Eric Reese (2005-08)	308
12. Bobby DiNardo (2006-09)	307
13. Brad Howland (1985-88)	306
14. Fred Opper (1977-80)	300

## Walks

1. Jack Allen (1985-88)	156
2. Mike Anquillare (1987-90)	149
3. Pete DeLuca (1989-92)	148
4. Rich Goulian (2005-08)	128
5. Eric Reese (2005-08)	125
6. Tom Stein (1995-99)	118
7. Danny Leach (2005-09)	118
8. Tim Swatek (2011-14)	115
9. Mike Marchiano (1994-97)	112
10. Kurt Thomas (2001-04)	109
11. Santy Gallone (1989-92)	107

## Stolen Bases

1. Jack Allen (1985-88)	173
2. Shawn Harris (1992-94)	91
3. Joseph Runco (2013-16)	91
4. Danny Leach (2005-09)	85
5. Jake MacKenzie (2018-20)	84
6. Alvin Melendez (2017-21)	76
7. Santy Gallone (1989-92)	74
8. Anthony Vega (1998-2001)	74
9. Rich Goulian (2005-08)	70
10. Pete DeLuca (1989-92)	68
11. Bobby Kingsbury (2000-02)	67
12. Vincent Ferraro (1980-83)	63
<b>Daniel Bucciero (2023- )</b>	<b>61</b>
14. Eric Reese (2005-08)	60


## Batting Average (2 yrs./min 200 AB)

1. Mike Marchiano (1994-97)	.409
2. Babe Young (1934-36)	.391
3. Steve Forlano (1979-82)	.374
4. Ray Montgomery (1988-90)	.372
5. Santy Gallone (1989-92)	.369
6. Tom Stein (1995-99)	.363
7. Bob DiVincenzo (1974-77)	.360
8. Brad Howland (1985-88)	.355
9. Bobby Kingsbury (2000-02)	.352
10. Pete DeLuca (1989-92)	.348
11. Jack Allen (1985-88)	.348
12. Tony Laura (1973-75)	.343
13. Joe Pareses (1979-82)	.343
14. Fred Opper (1977-80)	.340
15. Colin Young (1998-99)	.339
16. Mike Butler (1991-94)	.337
17. Tim Boyle (2000-03)	.336
18. Ryan McCrann (2007-10)	.333



**Above: Rich Goulian ('08) ranks in the top seven at Fordham in seven categories.**

**Top Right: Kurt Thomas ('04) ranks in the top ten in four career categories.**



**Above: Danny Leach ('09) is the third on the Rams' games played list and ranks fourth in career stolen bases.**

**Middle Left: Jeremy Bourgeois ('05) is among the Rams' leaders in home runs & RBI.**

**Bottom Left: Justin Bardwell ('19) finished his career second on the Rams' game played list and tied for first in career doubles.**





## Appearances

1. Rich Anastasi (2010-13)	93
2. Kyle Martin (2017-19)	83
3. Bill Conkling (1990-93)	79
Charlie Cucchiara (1992-95)	79
5. Andrew Paolillo (2001-04)	76
James Sammut (2005-07)	76
7. Jay Hutchinson (1989-92)	75
8. Connor Haywood (2022-25)	73
9. Jimmy Murphy (2013-17)	71
10. Bobby Aylmer (1987-90)	69
11. Paul Darrigo (1986-89)	68
Javier Martinez (2004-07)	68
Anthony DiMeglio (2016-19)	68
14. Craig Tscherednikov (2003-06)	67
15. Ben Kovel (2020-23)	65

## Games Started

1. Tom Davis (2005-08)	50
2. John Baco (2001-04)	47
3. Javier Martinez (2004-07)	45
4. Max Krakowiak (2008-11)	43
5. Henry Toolan (1993-96)	42
6. Paul LoGiudice (1988-91)	39
Kris Kozlowski (1997-2000)	39
8. Cory Riordan (2005-07)	37
9. Donny Tracey (1978-81)	36
10. Matt Mikulski (2018-21)	34
11. Joe Maniscalco (1989-92)	33
Ben Greenberg (2015-18)	33
13. Jimmy Murphy (2013-17)	32
14. Bryan Couch (1994-97)	31
J.P. Mack (2006-10)	31

## Complete Games

1. Ed Estwanick (1933-35)	21
2. Bob Cooney (1926-29)	20
3. Hank Borowy (1938-39)	17
4. Neil Andrews (1929-31)	15
Pete Harnisch (1985-87)	15
6. John Baco (2001-04)	13
7. Ed Alex (1940-42)	12
Billy Hill (1973-76)	12
9. Ken Auer (1932-33)	11
Bob Anderson (1940-42)	11
Scott Gleckel (1975-78)	11
Colin Young (1998-99)	11
Kris Kozlowski (1997-2000)	11
14. Gene Bowe (1938-40)	10
Matt Olli (1975-78)	10
Donny Tracey (1978-81)	10



Johnny Dwyer (above left) posted a Fordham-best 26 wins in his three-year career, while Johnny Murphy (above right) posted 12 wins as a Ram before signing with the New York Yankees.

## Wins

1. Jim Dwyer (1924-26)	26
2. Tom Davis (2005-08)	24
3. Bob Cooney (1926-29)	23
Hank Borowy (1938-39)	23
Javier Martinez (2004-07)	23
5. Pete Harnisch (1985-87)	21
Ed Estwanick (1933-35)	21
Cory Riordan (2005-07)	21
Matt Mikulski (2018-21)	21
10. Paul LoGiudice (1988-91)	20
Joe Maniscalco (1989-92)	20
12. Paul Darrigo (1986-89)	19
Henry Toolan (1993-96)	19
14. Ed Alex (1940-42)	18
Billy Hill (1973-76)	18
Sal Chiaramonte (1950-52)	18

## Saves

1. Kyle Martin (2017-19)	21
2. Bobby Aylmer (1987-90)	19
James Sammut (2005-07)	19
4. Chris Kaible (2005-09)	16
5. Jay Hutchinson (1989-92)	14
Alvin Melendez (2017-21)	14
7. Bob Cole (1975-78)	13
Charlie Cucchiara (1992-95)	13
Ben Kovel (2020-23)	13
10. Bill Conkling (1990-93)	12



Above: Matt Mikulski ('21) set the career mark for strikeouts in 2021.

Left: Pete Harnisch ('87) holds the career record for complete games and is second in strikeouts and ERA.

Right: Hank Borowy, who later starred for the Yankees and Cubs, posted over 20 wins at Fordham.

## Innings Pitched

1. Tom Davis (2005-08)	339.0
2. Javier Martinez (2004-07)	296.1
3. John Baco (2001-04)	276.0
4. Donny Tracey (1978-81)	275.1
5. Paul Darrigo (1986-89)	260.1
6. Scott Gleckel (1975-78)	258.2
7. Chris Pike (2011-13)	253.2
8. Paul LoGiudice (1988-91)	247.0
9. Bob Cooney (1926-29)	246.1
10. Cory Riordan (2005-07)	246.0
11. Jimmy Murphy (2013-17)	245.0
12. Max Krakowiak (2008-11)	241.0
13. Henry Toolan (1993-96)	237.2
14. Joseph Charest (2010-13)	236.2
15. Ed Estwanick (1933-35)	225.1
16. J.P. Mack (2006-10)	222.0
Brett Kennedy (2013-15)	222.0

Below: Kyle Martin set the career mark for saves in 2019, while being third in career ERA.



## Strikeouts


1. Matt Mikulski (2018-21)	272
2. Javier Martinez (2004-07)	264
3. Brett Kennedy (2013-15)	218
Reiss Knehr (2016-18)	218
4. Pete Harnisch (1985-87)	213
5. Donny Tracey (1978-81)	212
Anthony DiMeglio (2016-19)	212
7. Ed Alex (1940-42)	207
8. Tom Davis (2005-08)	205
9. Cory Riordan (2005-08)	201
10. Paul Darrigo (1986-89)	199
11. Chris Pike (2011-13)	198
12. Scott Gleckel (1975-78)	195
13. Jimmy Murphy (2013-17)	191
14. Hank Borowy (1938-39)	188
15. Greg Weissert (2014-16)	186

## Earned Run Average (min 2 years and 75 innings pitched)

1. John Stankiewicz (2018-20)	2.00
2. Bob Grant (1966-68)	2.08
3. Kyle Martin (2017-19)	2.25
4. Pete Harnisch (1985-87)	2.29
5. Billy Hill (1973-76)	2.32
6. Jim McDermott (1989-92)	2.35
7. Alvin Melendez (2017-21)	2.36
8. Jim Hurley (1972-75)	2.52
9. Bob Cole (1975-78)	2.63
10. Gerry Kulin (1971-74)	2.71
11. Bill Conkling (1990-93)	2.72
12. Ben Greenberg (2015-18)	2.73
13. Reiss Knehr (2016-18)	2.93
14. Jim Houlihan (1971-73)	3.03
15. Colin Young (1998-99)	3.17
Matt Mikulski (2018-21)	3.17
17. Brian Curd (1977-80)	3.19

## Shutouts

1. Bob Cooney (1926-29)	7
2. Ed Estwanick (1933-35)	6
3. Hank Borowy (1938-39)	5
Jim McDermott (1989-92)	5
5. Billy Hill (1973-76)	4
Pete Harnisch (1985-87)	4
Paul LoGiudice (1988-91)	4
Cory Riordan (2005-07)	4



Above: Bob Cole ('78) ranks as one of the Rams' top relievers with 13 career saves.





## Games Played

1. Jake MacKenzie (2019)	62
Matt Tarabek (2019)	62
3. Justin Bardwell (2019)	60
4. Alvin Melendez (2019)	59
Nick Labella (2019)	59
6. Shawn Harris (1993)	58
Alex Tejera (1993)	58
Joey Runco (2016)	58
Jason Lundy (2016)	58
Mark Donadio (2016)	58
<b>Daniel Bucciero (2025)</b>	<b>58</b>
<b>Andrew Kanellis (2025)</b>	<b>58</b>
<b>Matt Dieguez (2025)</b>	<b>58</b>

## At Bats

1. Jake MacKenzie (2019)	246
2. Joey Runco (2016)	237
<b>3. Taylor Kirk (2025)</b>	<b>228</b>
4. Nick Martinez (2010)	226
<b>5. Daniel Bucciero (2025)</b>	<b>225</b>
6. Eric Reese (2007)	224
Ryan Lee (2012)	224
8. Danny Leach (2009)	223
<b>9. Matt Dieguez (2025)</b>	<b>222</b>
10. Brian Kownacki (2010)	220
Ryan McCrann (2010)	220
Matt Tarabek (2019)	220
Ryan Thiesse (2023)	220

## Runs Scored

1. Mike Marchiano (1997)	91
2. Shawn Harris (1993)	64
3. Rich Goulian (2008)	60
4. Mike D'Auria (1997)	59
Santy Gallone (1991)	59
6. Brian Sullivan (1991)	58
Eric Reese (2007)	58
8. Jack Allen (1988)	55
Jerry Geigle (1995)	55
<b>10. Daniel Bucciero (2025)</b>	<b>54</b>

## Hits

1. Mike Marchiano (1997)	102
2. Eric Reese (2007)	81
Chris Walker (2010)	81
4. Ryan McCrann (2010)	78
5. Tim Boyle (2002)	77
<b>Taylor Kirk (2025)</b>	<b>77</b>
7. Ray Montgomery (1990)	75
Jake MacKenzie (2019)	75
Danny Leach (2009)	74
<b>Andrew Kanellis (2025)</b>	<b>74</b>
11. Tim Swatek (2014)	73
12. Rich Goulian (2008)	72
<b>Daniel Bucciero (2025)</b>	<b>72</b>
13. Ray Montgomery (1988)	69
Bobby Kingsbury (2001)	69
John Mollicone (2007)	69
Nick Martinez (2010)	69

## Doubles

1. Chris Walker (2010)	25
2. Mike Marchiano (1997)	21
3. Mike D'Auria (1997)	20
Bobby Kingsbury (2002)	20
Justin Bardwell (2018)	20
6. Jerry Geigle (1995)	17
Colin Young (1999)	17
Greg Smith (2006)	17
9. Pete DeLuca (1990)	16
Brad Howland (1988)	16
John Mollicone (2006)	16
Ian Edmiston (2015)	16
<b>Daniel Bucciero (2025)</b>	<b>16</b>

## Triples

1. Pete DeLuca (1991)	10
2. Santy Gallone (1991)	8
3. Mike Butler (1993)	7
Shawn Harris (1993)	7
5. Michael Hearn (1939)	6
Mike Bird (1979)	6
Santy Gallone (1992)	6
Bobby Kingsbury (2001)	6
Danny Leach (2009)	6
Jake MacKenzie (2018)	6
Jake MacKenzie (2019)	6

## Home Runs

1. Mike Marchiano (1997)	29
2. Mike Marchiano (1996)	16
3. Bobby DiNardo (2009)	15
4. Greg Smith (2006)	13
5. Brad Howland (1988)	12
Bobby Kingsbury (2002)	12
Zach Selinger (2023)	12
8. Brad Howland (1987)	11
Ryan McNally (2016)	11
Peter DeMaria (2023)	11
11. Vincent Lumia (1997)	10
Jeremy Bourgeois (2005)	10

## Runs Batted In

1. Mike Marchiano (1997)	85
2. Pete DeLuca (1991)	61
Chris Walker (2010)	61
4. Tom Stein (1997)	58
5. John Mollicone (2007)	53
6. Jerry Curley (1986)	50
Ray Montgomery (1988)	50
Santy Gallone (1991)	50
Mike Butler (1993)	50
Chris Kaible (2008)	50
<b>Andrew Kanellis (2025)</b>	<b>50</b>

## Total Bases

1. Mike Marchiano (1997)	214
2. Bobby Kingsbury (2002)	134
3. Greg Smith (2006)	126
4. Chris Walker (2010)	124
5. Bobby Kingsbury (2001)	120
6. Bobby DiNardo (2009)	119
7. Brad Howland (1988)	118
<b>8. Daniel Bucciero (2025)</b>	<b>116</b>
9. Mike Marchiano (1996)	113
10. Jake MacKenzie (2019)	111
11. John Mollicone (2007)	110
Ryan McCrann (2010)	110

## Walks

1. Brad Howland (1988)	53
2. Jack Allen (1988)	51
3. Pete DeLuca (1992)	48
4. Mike Marchiano (1997)	45
Tom Stein (1997)	45
Eric Reese (2008)	45
7. Mike Anquillare (1987)	43
Mike Anquillare (1990)	43
9. Vincent Lumia (1997)	42
10. Kurt Thomas (2004)	41
Rich Goulian (2007)	41
Rich Goulian (2008)	41

## Stolen Bases

1. Brian Sullivan (1991)	51
2. Jack Allen (1987)	48
3. Jack Allen (1985)	46
4. Ray Montgomery (1990)	45
Shawn Harris (1994)	45
6. Jake MacKenzie (2019)	43
7. Jack Allen (1986)	40
8. Jack Allen (1988)	39
9. Bobby Kingsbury (2001)	36
Rich Goulian (2008)	36
11. Frankie Frisch (1918)	35
Shawn Harris (1993)	35
Eric Reese (2008)	35
Alvin Melendez (2019)	35
<b>Daniel Bucciero (2025)</b>	<b>35</b>

Above Right: Eric Reese ('08) racked up 81 hits in 2007, the second-best total at Rose Hill.

Middle Right: Jake MacKenzie led the Atlantic 10 in stolen bases in 2018 & 2019.



Above: Greg Smith ('06) held school records for hits and doubles at the end of his career.



Above: The Fordham Flash, Frankie Frisch held the single season stolen base record for 67 years with 35.

Right: Mike Marchiano ('97) broke seven single season records in 1997.



Left: Babe Young batted .439 in 1936, which ranks fourth all-time at Fordham.



## Appearances

1. Bobby Aylmer (1988)	33
2. James Sammut (2006)	30
Kyle Martin (2018)	30
Kyle Martin (2019)	30
5. Jay Hutchinson (1990)	27
Rich Anastasi (2012)	27
Anthony Zimmerman (2019)	27
Ben Kovel (2023)	27
9. Charlie Cucchiara (1994)	26
Charlie Cucchiara (1994)	26
J.C. Porter (2014)	26
12. James Sammut (2007)	25
<b>Aric Berg (2024)</b>	<b>25</b>
<b>Connor Haywood (2024)</b>	<b>25</b>

## Games Started

1. Kris Kozlowski (2000)	15
John Baco (2004)	15
Max Krakowiak (2010)	15
Brett Kennedy (2015)	15
Reiss Knehr (2018)	15
Ben Greenberg (2018)	15
<b>Mike Rabayda (2025)</b>	<b>15</b>
8. Paul Darrigo (1988)	14
Bryan Couch (1997)	14
David Rodriguez (2004)	14
Javier Martinez (2006)	14
Javier Martinez (2007)	14
Cory Riordan (2007)	14
Tom Davis (2007)	14
J.P. Mack (2009)	14
Max Krakowiak (2011)	14
Brian Pendergast (2011)	14
Brett Kennedy (2014)	14
Greg Weissert (2016)	14
Joseph Serrapica (2016)	14
Matt Mikulski (2019)	14
Declan Lavelle (2024)	14
<b>Aidan Dowd (2024)</b>	<b>14</b>
<b>Aidan Dowd (2025)</b>	<b>14</b>

## Complete Games

1. Ken Auer (1932)	9
Hank Borowy (1939)	9
3. Joe Martin (1915)	8
Ed Estwanick (1935)	8
Hank Borowy (1938)	8
6. Joe Martin (1914)	7
Johnny Dwyer (1926)	7
Bob Cooney (1927)	7
Neil Andrews (1930)	7
Ed Estwanick (1933)	7
Bob Anderson (1941)	7
Kris Kozlowski (2000)	7

Below: Cory Riordan ('12) became the third Ram with 100 strikeouts in a season in 2007.



## Wins

1. Hank Borowy (1939)	13
2. Chris Mahoney (1910)	11
Johnny Dwyer (1926)	10
4. Ken Auer (1932)	10
Hank Borowy (1938)	10
Paul Darrigo (1988)	10
Cory Riordan (2005)	10
8. Paul LoGiudice (1988)	9
Joe Maniscalco (1991)	9
Jim McDermott (1992)	9
Javier Martinez (2007)	9
Tom Davis (2008)	9
Matt Mikulski (2021)	9

## Saves

1. Bobby Aylmer (1988)	13
2. Chris Kaible (2008)	10
Kyle Martin (2018)	10
Kyle Martin (2019)	10
5. Charlie Cucchiara (1995)	9
6. Jay Hutchinson (1990)	8
James Sammut (2006)	8
Ben Kovel (2023)	8
9. Bob Cole (1978)	7
10. Scott Wasserfall (1987)	6
James Sammut (2007)	6
Tim Swatek (2011)	6
Jeremy Adel (2012)	6
Alvin Melendez (2017)	6



Above: Paul Darrigo ('89) posted 10 wins and 73 strikeouts in 1988.



Brett Kennedy ('17) (above) and Reiss Knehr ('19) (below) are tied for second in career strikeouts at Fordham & were drafted by San Diego in 2015 and then in 2018, respectively.



## Innings Pitched

1. Hank Borowy (1939)	108.0
2. Joseph Charest (2012)	105.0
3. Paul Darrigo (1988)	100.2
4. Cory Riordan (2007)	100.1
5. Max Krakowiak (2010)	98.2
6. J.P. Mack (2008)	97.0
7. Javier Martinez (2007)	94.0
8. Johnny Dwyer (1926)	93.2
Jimmy Murphy (2017)	93.2
10. Chris Pike (2011)	93.1
11. Hank Borowy (1938)	92.0
John Stankiewicz (2019)	92.0
13. Bob Anderson (1941)	91.2
14. Tom Davis (2008)	90.0
Reiss Knehr (2018)	90.0

## Strikeouts


1. Matt Mikulski (2021)	124
2. Hank Borowy (1939)	115
3. Dick Egan (1909)	107
4. John Stankiewicz (2019)	102
5. Cory Riordan (2007)	100
6. Pete Harnisch (1987)	97
Brett Kennedy (2015)	97
8. Anthony DiMeglio (2018)	95
9. Reiss Knehr (2018)	93
10. Joseph Serrapica (2016)	92
11. Ed Alex (1941)	91
12. Matt Mikulski (2019)	89
13. Colin Young (1999)	87
14. Reiss Knehr (2017)	86
15. Chris Mahoney (1909)	85
Jimmy Murphy (2017)	85



Above: Bob Cooney ('29) is one of six Fordham pitchers to have three complete game shutouts in a single season.



Left: Joseph Serrapica ('16) struck out 92 batters in 2016 and was drafted by the Tampa Bay Rays.



Above: Colin Young had six complete games, 87 strikeouts, and was drafted by the Colorado Rockies in 1999.

## Earned Run Average (min 30 IP)

1. Bob Cooney (1927)	0.85
2. Anthony Zimmerman (2019)	0.99
3. Pete Harnisch (1985)	1.25
4. Dick Fitzgerald (1942)	1.37
5. Matt Mikulski (2021)	1.45
6. Johnny Murphy (1929)	1.47
John Stankiewicz (2019)	1.47
7. Tony Mazzella (1985)	1.49
8. Jeremy Adel (2012)	1.54
9. Bob Grant (1968)	1.55
10. Ramon Hernandez (1991)	1.57
11. John Carroll (1965)	1.62
Kyle Martin (2018)	1.62
13. Bob Cooney (1929)	1.70
14. Jordan Grangard (2010)	1.74
15. Michael Early (1972)	1.80

## Complete Game Shutouts

1. Chris Mahoney (1909)	3
Bob Cooney (1927)	3
Ed Estwanick (1935)	3
Hank Borowy (1939)	3
Pete Harnisch (1986)	3
Jim McDermott (1992)	3
7. Johnny Murphy (1929)	2
Bob Cooney (1929)	2
Hormides Aube (1929)	2
Ed Estwanick (1933)	2
Hank Borowy (1938)	2
Ed Alex (1941)	2
Dick Fitzgerald (1942)	2
Donny Tracey (1981)	2
Paul LoGiudice (1989)	2
Joe Maniscalco (1991)	2
Cory Riordan (2005)	2
Matt Mikulski (2021)	2



Above: John Stankiewicz was the 2019 A-10 Pitcher of the Year behind a 1.47 ERA & 102 strikeouts.





## Single Game Records

<b>Hits</b>	6, Conway vs. NYU, 1914
	6, Frankie Frisch vs. Villanova, 1919
	6, Jack Fisher vs. Yale, 1932
	6, John Metoski vs. NYU, 1937
	6, Johnny McGurk vs. LIU, 1941
<b>Triples</b>	3, Frank Gargan, at Eastern, 1910
	3, Harry Kane, at Catholic, 1914
<b>Home Runs</b>	4, Tony Russo vs. Columbia, 1982
<b>Runs Batted In</b>	9, Bobby Kingsbury at CW Post, 2001
<b>Total Bases</b>	17, Tony Russo vs. Columbia, 1982
<b>Stolen Bases</b>	8, Bobby Kingsbury vs. Wagner, 2001

## Other Records

<b>Hit By Pitch, Career</b>	42, Santy Gallone, 1989-92
<b>Hit By Pitch, Season</b>	21, Charles Galiano, 2013
	21, Billy Godrick, 2018
<b>Hitting Streak</b>	22 games; Cian Sahler, 3/27 - 5/4/2024
	21 games; Bob DiVincenzo, 3/26 - 5/3/1977
	Ray Montgomery, 4/5 - 5/1/1988
<b>On-Base Streak</b>	67 games; Mike Marchiano, 1995-97
	49 games; Eric Reese, 2007-08
<b>High Strikeout Game</b>	18, Gene Bowe vs. Lehigh, 1938
	17, Chris Mahoney at Washington & Lee, 1909
	17, Jack McQuade vs. CCNY, 1956
	16, Johnny Murphy vs. Columbia, 1929
	16, Reiss Knehr vs. Saint Joseph's, 2017
<b>High Strikeout Game (Ex. Inn.)</b>	19, Tim McNamara vs. Lehigh, 1922 (13 inn.)
	18, Bob Cooney vs Columbia, 1927 (14 inn.)
<b>Consecutive Shutout Innings</b>	30, Hank Borowy, 1938
	30, Bob Cooney, 1927
	30, Kirk Haynes, Jr., 2016
	24, Ed McLane, 1904
<b>Consecutive Hitless Innings</b>	16, Hank Borowy, 1938

## Team Records

Team Batting	Game	Season
Most Runs	29, vs. Saint Peter's, 2018	475, 1997
Most Runs Allowed	29, vs. Army, 1982	
Most Hits	27, at FDU, 1981	592, 1997
	27, at Wagner, 2000	
Most Doubles	9, vs. Iona, 1978	112, 1997
Most Triples	5, vs. Manhattan, 1993	31, 1991
Most Home Runs	9, vs. St. Francis, 1975	83, 1997
Most Stolen Bases	20, vs. CCNY, 1915	178, 2019

## Other Batting Records

Most Runs, Doubleheader	34, vs. Mercy, 1981
Most Runs, Inning	17, vs. St. Joseph's, 1997
Most Home Runs, Season	83, 1997
Most Total Bases, Season	971, 1997
Highest Team Batting Average	.337, 1997

## Team Pitching

Most Shutouts, Season	8, 1909, 1991
Most Strikeouts, Game	21, vs Bowdoin (3/31/1909)
	21, vs. Hofstra (5/1/2018)
	21, vs. FDU (3/13/2021)
Most Strikeouts, Season	605, 2019
Most Saves, Season	20, 2018
Most Consecutive Shutout Innings	39, 1929
Lowest Team ERA, Season	1.22, 1929



Left: Bobby Kingsbury, a two-time Atlantic 10 Player of the Year, holds the record for RBI and stolen bases in a game.

Middle: 2008 Atlantic 10 Pitcher of the Year Tom Davis

Bottom (left to right): Fordham legends Hank Borowy, Babe Young, Jack Coffey & Frankie Frisch



## Other Facts About Fordham Baseball

**First Game** November 3, 1859  
"Rose Hills" 33, St. Francis Xavier 11  
(This is the first known collegiate baseball game to use nine players)

**Longest Game** 19 innings, May 26, 1988  
Clemson 3, Fordham 2  
(Was longest game in NCAA Playoff history at that time)

**Most Runs at Jack Coffey Field/Houlihan Park**  
31 - Fordham 16, LIU Brooklyn 15, 1977  
30 - Fordham 22, Fairleigh Dickinson 8, 1998  
30 - Fordham 18, Manhattan 12, 2013  
30 - Fordham 29, Saint Peter's 1, 2018

## NO-HIT GAMES BY FORDHAM PITCHERS

Chris Mahoney/Dick Egan, 3/31/1909, vs. Bowdoin  
Dick Egan, 4/3/1909, vs. Princeton  
(five inn. - game called - hail/snow)  
Vic Shankey, 4/8/1909, at Rock Hill  
Joe Martin, 5/6/1916, vs. Crescent Athletic Club  
George Robinson, 4/22/1936, vs. Upsala College  
Hank Borowy, 4/24/1938, vs. Rutgers  
Rudy Immarata, 4/29/1943, vs. Georgetown  
Tom Casagrande, 4/26/1950, vs. CCNY  
Gerry Mackin, 4/12/1963, at Columbia  
Rich Juelis/Johnny Grillo, 3/26/1969, vs. Kings Point  
Billy Hill, 4/11/1973, vs. St. Peter's  
Miguel Jimenez, 5/6/1990, vs. Manhattan (seven inn.)  
Chris Moran, 3/24/1996, vs. Manhattan (seven inn.)



Left: Miguel Jimenez is one of 14 pitchers to be credited with a no-hitter at Fordham.





## COACHING RECORDS

(Since 1885-86 season)

<b>Coach's Name (Years)</b>	<b>Seasons</b>	<b>Wins</b>	<b>Losses</b>	<b>Ties</b>	<b>Pct.</b>
Jack Coffey (1909-58)*	44	1,095	461	11	.702
Dan Gallagher (1984-2004)	21	518	468	10	.525
<b>Kevin Leighton (2012-present)</b>	<b>14</b>	<b>332</b>	<b>388</b>	<b>1</b>	<b>.461</b>
Jack Lynch (1886-91)	6	255	97	7	.720
Fred Smith (1900-05)	5	213	66	0	.763
Nick Restaino (2005-11)	7	196	189	2	.509
Dan Rinaldo (1959-68)	11	170	141	10	.545
Dan Kiernan (1894-97)	4	163	87	2	.651
Jack Lyons (1977-82)	6	102	93	1	.523
Gil McDougald (1970-76)	7	100	79	4	.551
Jack Doyle (1899-1900)	2	98	31	0	.760
Art Devlin (1918-21)	3	98	42	1	.699
Bill Keane (1906-22)#	3	98	44	2	.688
Harry Ely (1892-93)	2	94	31	2	.748
Gene Basford (1905-08)\$	2	87	31	0	.737
Jim Garry (1898)	1	45	25	0	.643
Paul Blair (1983)	1	14	19	0	.424

\*Coffey coached from 1909-17 and 1923-58

#Keane coached in 1907, 1918 and 1922

\$Basford coached in 1906 and 1908

## POSTSEASON APPEARANCES

Fordham has posted a 27-23 record in postseason play since 1978, including four wins in NCAA play. The Rams won the ECAC title in 1987, 1988, 1990, and 1993, advancing to the NCAA Tournament in those years.

**1952 NCAA District II Playoffs**  
at Happy Valley, Pa.  
Penn St. 13, FORDHAM 4

**1953 NCAA District II Playoffs**  
at Easton, Pa.  
Penn St. 4, FORDHAM 2

**1978 ECAC Playoffs**  
at Piscataway, N.J.  
FORDHAM 3, James Madison 1  
FORDHAM 1, Seton Hall 0  
Delaware 11, FORDHAM 1  
Delaware 9, FORDHAM 8

**1986 ECAC Playoffs**  
at Pawtucket, R.I.  
N.Y. Tech 8, FORDHAM 5  
Maine 6, FORDHAM 4

**1987 ECAC Playoffs**  
at New Britain, Conn.  
FORDHAM 8, FDU 7  
FORDHAM 2, N.Y. Tech 1  
FORDHAM 8, C.W. Post 4  
FORDHAM 5, N.Y. Tech 1

**1987 NCAA Northeast Regional**  
at Atlanta, Ga.  
FORDHAM 5, Georgia 3  
FORDHAM 4, Dartmouth 2  
Rider 12, FORDHAM 0  
Georgia 10, FORDHAM 4

**1988 ECAC Playoffs**  
at New Britain, Conn.  
FORDHAM 7, Hartford 2  
FDU 6, FORDHAM 5 (14 innings)  
FORDHAM 3, Maine 2 (10 innings)  
FORDHAM 6, FDU 5 (10 innings)  
FORDHAM 10, Hartford 8

**1988 NCAA Northeast Regional**  
at New Britain, Conn.  
Clemson 3, FORDHAM 2 (19 inn.)  
Stanford 7, FORDHAM 5

**1990 ECAC Playoffs**  
at Orono, Maine  
LeMoyne 6, FORDHAM 4  
FORDHAM 12, CCSU 3  
FORDHAM 5, LeMoyne 4  
FORDHAM 15, N.Y. Tech 1  
FORDHAM 15, Maine 8  
FORDHAM 9, Maine 7 (10 innings)

**1990 NCAA Midwest Regional**  
at Wichita, Kans.  
FORDHAM 8, Arkansas 5  
UCLA 13, FORDHAM 8  
South Alabama 6, FORDHAM 5

**1991 ECAC Playoffs**  
at Orono, Maine  
FORDHAM 4, C.W. Post 0  
FORDHAM 14, Northeastern 6  
Maine 5, FORDHAM 2  
FORDHAM 1, LeMoyne 0  
Northeastern 7, FORDHAM 1

**1992 ECAC Playoffs**  
at Worcester, Mass.  
Vermont 6, FORDHAM 5  
FORDHAM 11, LeMoyne 9  
Hartford 7, FORDHAM 6

**1993 ECAC Playoffs**  
at Waterbury, Conn.  
FORDHAM 13, C.W. Post 6  
FORDHAM 5, St. Francis 3  
FORDHAM 10, LeMoyne 6  
LeMoyne 15, FORDHAM 2  
FORDHAM 15, LeMoyne 14

**1993 NCAA Midwest Regional**  
at Stillwater, Okla.  
N.C. State 12, FORDHAM 4  
FORDHAM 5, Connecticut 0  
Arizona 18, FORDHAM 7

**1998 NCAA East Regional**  
at Clemson, S.C.  
Southern California 10, FORDHAM 6  
Citadel 5, FORDHAM 1

**2019 NCAA Morgantown Regional**  
at Morgantown, W. Va.  
West Virginia 6, FORDHAM 2  
Texas A&M 11, FORDHAM 2



The Rams celebrate their 1998 Atlantic 10 Championship at Veterans Stadium in Philadelphia (top right), while celebrating their 2019 title at Houlihan Park (bottom right).






## YEAR-BY-YEAR RECORDS

Year	Record	Head Coach	Year	Record	Head Coach	Year	Record	Head Coach
1860	40-7		1925	27-9	Jack Coffey	1990	36-14	Dan Gallagher
1861	36-9		1926	34-4	Jack Coffey	1991	35-16	Dan Gallagher
1862	38-11		1927	24-8	Jack Coffey	1992	29-15	Dan Gallagher
1863	37-10		1928	25-6-2	Jack Coffey	1993	32-27	Dan Gallagher
1864	35-11		1929	20-6	Jack Coffey	1994	28-19	Dan Gallagher
1865	37-9		1930	22-10	Jack Coffey	1995	30-20	Dan Gallagher
1866	34-10		1931	24-8	Jack Coffey	1996	18-27-3	Dan Gallagher
1867	32-9		1932	26-2	Jack Coffey	1997	34-19	Dan Gallagher
1868	34-8		1933	25-6	Jack Coffey	1998	27-20	Dan Gallagher
1869	43-9		1934	22-5	Jack Coffey	1999	22-28	Dan Gallagher
1870	35-9	Mike Cameron	1935	25-8	Jack Coffey	2000	21-29	Dan Gallagher
1871	32-10	Mike Cameron	1936	29-7	Jack Coffey	2001	23-28	Dan Gallagher
1872	30-10		1937	19-7	Jack Coffey	2002	13-36-1	Dan Gallagher
1873	37-8		1938	21-6	Jack Coffey	2003	16-27	Dan Gallagher
1874	39-2		1939	25-4	Jack Coffey	2004	25-27-1	Dan Gallagher
1875	35-13		1940	22-7-1	Jack Coffey	2005	34-21	Nick Restaino
1876	36-10		1941	22-9-1	Jack Coffey	2006	24-32	Nick Restaino
1877	39-5		1942	24-3	Jack Coffey	2007	35-22	Nick Restaino
1878	38-6		1943	17-9	Jack Coffey	2008	29-24-1	Nick Restaino
1879	39-9		1944	suspended due to WWII		2009	22-32	Nick Restaino
1880	37-8		1945	14-10	Jack Coffey	2010	21-35	Nick Restaino
1881	41-4		1946	13-9	Jack Coffey	2011	31-23-1	Nick Restaino
1882	43-16		1947	16-14-1	Jack Coffey	2012	22-34	Kevin Leighton
1883	40-12		1948	17-14	Jack Coffey	2013	22-33	Kevin Leighton
1884	48-9		1949	14-16	Jack Coffey	2014	24-30	Kevin Leighton
1885	47-9	Neil Collins	1950	22-9-1	Jack Coffey	2015	22-32	Kevin Leighton
1886	42-13	Jack Lynch	1951	15-12	Jack Coffey	2016	29-29	Kevin Leighton
1887	44-12-1	Jack Lynch	1952	19-9-1	Jack Coffey	2017	27-24	Kevin Leighton
1888	40-10-1	Jack Lynch	1953	17-7	Jack Coffey	2018	35-19-1	Kevin Leighton
1889	40-23-1	Jack Lynch	1954	19-8	Jack Coffey	2019	38-24	Kevin Leighton
1890	45-19-2	Jack Lynch	1955	18-5	Jack Coffey	2020	10-6	Kevin Leighton
1891	44-20-2	Jack Lynch	1956	15-8	Jack Coffey	2021	24-19	Kevin Leighton
1892	45-13-2	Harry Ely	1957	17-6	Jack Coffey	2022	16-36	Kevin Leighton
1893	49-18	Harry Ely	1958	14-8	Jack Coffey	2023	19-36	Kevin Leighton
1894	43-23-1	Dan Kiernan	1959	14-12	Dan Rinaldo	2024	19-33	Kevin Leighton
1895	41-16-1	Dan Kiernan	1960	17-15-1	Dan Rinaldo	2025	25-33	Kevin Leighton
1896	39-15	Dan Kiernan	1961	15-14-1	Dan Rinaldo			
1897	40-33	Dan Kiernan	1962	24-7	Dan Rinaldo			
1898	45-25	Jim Garry	1963	18-10	Dan Rinaldo			
1899	57-17	Jack Doyle	1964	18-10-3	Dan Rinaldo			
1900	41-14	Jack Doyle	1965	18-17	Dan Rinaldo			
1901	41-10	Fred Smith	1966	18-16-1	Dan Rinaldo			
1902	40-16	Fred Smith	1967	8-14	Dan Rinaldo			
1903	43-13	Fred Smith	1968	11-14-2	Dan Rinaldo			
1904	48-13	Fred Smith	1969	9-12-2	Dan Rinaldo			
1905	41-14	Fred Smith	1970	8-12-1	Gil McDougald			
1906	41-22	Gene Basford	1971	6-13	Gil McDougald			
1907	40-17	Bill Keane	1972	13-9	Gil McDougald			
1908	46-9	Gene Basford	1973	11-11	Gil McDougald			
1909	46-17	Jack Coffey	1974	12-12	Gil McDougald			
1910	48-9	Jack Coffey	1975	21-11	Gil McDougald			
1911	40-20	Jack Coffey	1976	14-9-1	Gil McDougald			
1912	35-24	Jack Coffey	1977	14-12	Jack Lyons			
1913	39-27	Jack Coffey	1978	30-15	Jack Lyons			
1914	39-24-2	Jack Coffey	1979	18-13	Jack Lyons			
1915	34-29-1	Jack Coffey	1980	16-16	Jack Lyons			
1916	41-17-1	Jack Coffey	1981	13-18-1	Jack Lyons			
1917	44-6	Jack Coffey	1982	11-19	Jack Lyons			
1918	40-12-1	Bill Keane	1983	14-19	Paul Blair			
1919	42-13	Art Devlin	1984	6-29-1	Dan Gallagher			
1920	40-16	Art Devlin	1985	15-23-1	Dan Gallagher			
1921	24-17-1	Art Devlin	1986	24-13	Dan Gallagher			
1922	18-15-1	Bill Keane	1987	33-13	Dan Gallagher			
1923	14-17	Jack Coffey	1988	36-15-1	Dan Gallagher			
1924	24-8	Jack Coffey	1989	15-23-2	Dan Gallagher			

**All-Time Record** - 4,588-2,525-52  
(164 seasons - .645 winning pct.)



Jack Coffey is the winningest player/coach at Fordham, being a part of over 1,000 wins in his career.







## YEAR-BY-YEAR RESULTS



Listed spring games from 1962 until present day. Full year-by-year results are available by contacting the Sports Information Office.

### 1962 - 13-4, 12-2 MET

**Coach:** Dan Rinaldo

**Captain:** Tony Antonucci

Date	Opponent	Score (Innings)
4/14	at Wagner (DH)*	W, 10-6/W, 7-5 (7)
4/17	Manhattan*	W, 9-4
4/19	NYU*	W, 9-4
4/21	CCNY (DH)*	W, 5-4 (11)/W, 2-0 (7)
4/23	Columbia	L, 10-2
4/25	NYU*	W, 7-3
4/28	at St. John's (DH)*	L, 3-2/L, 5-2
5/2	Manhattan*	W, 3-1
5/5	at Army	L, 7-3
5/9	at Iona*	W, 7-2
5/11	Hofstra (DH)*	W, 4-1/W, 7-5
5/14	Queens	W, 10-7
5/17	Iona*	W, 3-2

\* - MET Conference game

### 1963 - 10-6, 7-5 MET

**Coach:** Dan Rinaldo

**Captain:** Tony Armenio

Date	Opponent	Score (Innings)
4/3	at Army	L, 4-2
4/4	at Princeton	W, 15-8 (6)
4/6	NYU*	L, 5-2
4/11	at Columbia	W, 2-1
4/13	at Iona*	L, 7-4
4/16	at Manhattan*	W, 7-2
4/18	Yale	W, 13-7
4/20	at Wagner* (DH)	W, 10-9/W, 21-4
4/27	Hofstra*(DH)	L, 5-3/ W, 10-1
5/2	at NYU*	W, 6-3
5/4	St. John's* (DH)	L, 6-5 (10)/ L, 5-3
5/8	Iona*	W, 5-4
5/13	Manhattan*	W, 15-9

\* - MET Conference game

### 1964 - 12-7, 10-4 MET

**Coach:** Dan Rinaldo

**Captain:** Bill Murray

Date	Opponent	Score (Innings)
4/4	Hofstra (DH)*	W, 7-0/W, 5-1 (7)
4/7	at NYU*	W, 5-0
4/10	at Yale	W, 12-1
4/11	Columbia	L, 8-1 (11)
4/12	at St. Francis (NY)*	W, 3-1
4/17	at Army	L, 6-0
4/18	Manhattan*	W, 5-4
4/24	Iona*	W, 3-2 (11)
4/25	at Iona*	W, 6-2
4/27	at Wagner*	W, 16-2
5/2	NYU	W, 4-3 (10)
5/5	at St. John's*	L, 2-1 (10)
5/7	at LIU	L, 7-0
5/9	at CCNY (DH)*	W, 9-4/W, 6-2
5/11	St. John's*	L, 10-7
5/13	at Manhattan*	L, 7-2
5/16	Wagner*	L, 8-3

\* - MET Conference game

### 1965 - 10-9, 6-4 MET

**Coach:** Dan Rinaldo

**Captain:** Ron Golebiewski

Date	Opponent	Score (Innings)
4/3	Kings Point	W, 9-5
4/5	C.W. Post	L, 12-9
4/9	at Columbia	W, 9-2
4/10	LIU*	L, 14-2
4/13	at Yale	W, 2-1
4/14	St. John's*	W, 6-5 (11)
4/17	NYU*	W, 4-1
4/20	at Hofstra*	W, 8-0
4/22	at Wagner*	W, 7-0
4/24	Iona*	W, 1-0 (11)
4/29	at Seton Hall*	L, 2-0
5/1	Princeton	L, 6-0
5/5	Villanova	L, 7-0
5/6	at Fairleigh Dickinson*	L, 6-5 (11)
5/8	at Manhattan*	L, 10-3
5/10	Queens	L, 6-5
5/12	at Army	L, 7-0
5/14	at CCNY*	W, 5-0
5/16	St. Francis (NY)*	W, 6-5

\* - MET Conference game

### 1966 - 9-9-1, 4-5-1 MET

**Coach:** Dan Rinaldo

**Captains:** Butch Zullo

Date	Opponent	Score (Innings)
4/2	Manhattan	W, 6-2
4/6	Queens	W, 2-1
4/7	at Army West Point	L, 4-2
4/9	at LIU*	W, 10-3
4/11	Rutgers	L, 6-4
4/14	Yale	W, 7-3 (8)
4/15	Cortland St.	W, 6-1
4/16	at NYU*	W, 8-4
4/19	at Hofstra*	L, 15-2
4/20	at Villanova	L, 5-2
4/21	at St. John's*	L, 2-0
4/23	at Iona*	L, 8-0
4/27	Seton Hall*	T, 2-2 (15)
4/30	Fairleigh Dickinson*	W, 6-1
5/3	Wagner*	W, 6-4
5/5	Seton Hall	W, 12-6
5/7	Manhattan*	L, 6-2
5/14	at Princeton	L, 5-1
5/15	St. Francis (NY)*	L, 2-0

\* - MET Conference game



John Steurer

### 1967 - 4-13, 3-6 MET

**Coach:** Dan Rinaldo

**Captains:** Lou Serico

Date	Opponent	Score (Innings)
3/31	at Pembroke State	L, 11-8
4/1	at East Carolina	L, 5-4/L, 10-1
4/2	at Belmont Abbey	L, 9-8 (10)
4/4	St. John's*	L, 11-5 (7 - darkness)
4/8	NYU*	W, 4-1
4/11	at Columbia	W, 5-3
4/12	Hofstra*	W, 5-4
4/13	Villanova	L, 12-6
4/19	at Army West Point	L, 4-3
4/21	at Seton Hall*	W, 5-4
4/26	at Wagner*	L, 5-3
4/29	Manhattan*	L, 17-8
5/3	at Princeton	L, 9-2
5/4	Iona*	L, 10-5
5/10	LIU*	L, 4-2
5/13	City College*	L, 9-7

\* - MET Conference game

### 1968 - 8-12-1, 3-7 MET

**Coach:** Dan Rinaldo

**Captains:** John Steurer

Date	Opponent	Score (Innings)
3/30	vs. George Mason^	W, 1-0/W, 12-2
3/31	at Loyola (Md.)	W, 5-4
4/6	at Yale	L, 16-1
4/9	Columbia	L, 11-4 (7)
4/10	at St. John's	L, 1-0
4/13	Seton Hall	L, 11-3
4/15	Rutgers	T, 3-3
4/17	City College	L, 5-3
4/18	St. Francis (NY)	W, 6-5
4/20	at Manhattan	W, 5-0
4/23	Wagner	L, 10-5
4/25	at NYU	L, 5-1
4/26	Fairleigh Dickinson	L, 7-1
4/27	at LIU	L, 4-1
4/29	at Princeton	W, 3-1
5/3	at Villanova	L, 14-12
5/4	at Iona	L, 10-4
5/7	Hofstra	W, 4-3
5/9	at Navy	L, 9-2
5/11	at Army West Point	W, 4-0
5/18	Alumni (Exh.)	T, 0-0

^ - at Quantico, Va.

### 1969 - 4-10-1

**Coach:** Dan Rinaldo

**Captains:** Bob Caputo, John Grillo

Date	Opponent	Score (Innings)
3/26	Kings Point	W, 3-0
4/2	MIT	W, 3-2
4/3	Hofstra	L, 5-2
4/8	at Columbia	L, 3-1
4/10	Norwich	W, 8-4
4/12	at Georgetown	W, 9-4
4/13	at Temple	L, 4-3
4/14	at Army West Point	L, 6-0
4/25	Manhattan	T, 6-6
4/26	NYU	L, 8-0
4/30	Fairfield	L, 7-2
5/2	at Princeton	L, 4-3
5/3	St. John's	L, 4-2
5/6	at Lehigh	L, 8-4
5/7	at Rutgers	L, 4-0
5/17	Alumni (Exhib.)	W, 8-3

### 1970 - 4-11-1

**Coach:** Gil McDougald

**Captains:** Jack Burik, Albert Juelis

Date	Opponent	Score (Innings)
4/6	at St. John's	L, 8-1
4/10	Cornell	L, 6-4
4/12	Rutgers	L, 9-0
4/13	at Army	L, 6-5
4/15	Seton Hall	L, 5-0
4/18	at Villanova	L, 2-1
4/21	Manhattan	T, 1-1 (Darkness)
4/25	at NYU	L, 7-2
4/28	at Lafayette	L, 5-1
4/30	at Fairfield	L, 7-4
5/5	Lehigh	W, 5-2
5/7	Wayne St.	W, 11-10
5/9	at Kings Point	W, 9-3
5/10	Alumni (Exh.)	W, 10-5
5/13	Columbia	W, 9-0 (Forfeit)
5/16	Princeton	L, 6-5
5/16	Temple	L, 6-1



John Grillo

### 1971 - 6-13

**Coach:** Gil McDougald

**Captain:** Jack Burik

Date	Opponent	Score (Innings)
3/27	at Army	W, 13-11
3/30	Lafayette	L, 13-10
4/3	at Yale	L, 3-2 (13)
4/8	St. John's	L, 10-8
4/10	at Rutgers	L, 6-5
4/14	at Seton Hall	L, 6-5
4/17	Villanova	W, 5-4
4/21	at Manhattan	L, 10-6
4/24	NYU	L, 18-6
4/26	Brooklyn College	W, 12-2
4/27	at Princeton	L, 10-3
4/30	Fairfield	W, 9-5
5/2	at Fairleigh Dickinson	L, 9-5
5/4	at Lehigh	L, 8-5
5/6	at Cornell	L, 11-6
5/10	Kings Point	W, 6-3
5/15	at Temple	L, 6-1
5/17	Wagner	L, 5-4
5/18	Hofstra	W, 10-7

### 1972 - 13-9

**Coach:** Gil McDougald

**Captain:** Bobby Guinan

Date	Opponent	Score (Innings)
3/25	Army	W, 4-2
4/5	Brooklyn Poly Inst.	W, 12-3
4/12	Baruch	W, 10-2
4/14	Cornell	L, 6-1
4/19	at Kings Point	W, 4-1
4/21	at NYU	W, 7-3
4/22	at MIT	W, 8-1
4/23	at Boston College	L, 7-6
4/25	Fairfield	L, 14-0
4/26	Manhattan	L, 7-6
4/27	Princeton	L, 9-5
4/29	Iona	W, 7-6
4/30	Fairleigh Dickinson (DH)	W, 7-6/
5/2	at Lafayette	W, 5-4
5/5	Yale	W, 5-2
5/6	Wayne St.	W, 11-8
5/7	at St. John's (DH)	L, 5-0/L, 2-1
5/8	at Hofstra	L, 9-0
5/10	Columbia	W, 2-1 (10)
5/11	at Wagner	L, 3-2 (12)



Rick Buoncore





## YEAR-BY-YEAR RESULTS

### 1973 - 11-11

**Coach:** Gil McDougald

**Captain:** Joseph Cork

Date	Opponent	Score (Innings)
4/3	at Columbia	L, 1-0
4/7	at Rutgers (DH)	W, 9-6/L, 3-2
4/9	at Princeton	L, 7-1
4/11	St. Peter's	W, 3-0
4/13	Baruch	L, 2-1
4/14	Villanova	L, 22-5
4/15	Brooklyn Coll.	W, 14-4
4/16	Lafayette	W, 15-7
4/17	Rhode Island	W, 9-4
4/19	Manhattan	W, 8-2
4/24	Hofstra	W, 7-5
4/29	at Fairleigh Dickinson (DH)	W, 7-1/ W, 7-4

5/1	at Lehigh	L, 4-2
5/2	at Fairfield	L, 5-0
5/4	at Seton Hall	L, 4-0
5/7	Kings Point	W, 6-4
5/10	NYU	L, 10-8 (10)
5/13	St. John's (DH)	W, 7-4/L, 5-4
5/17	Wagner	L, 10-2

### 1974 - 12-12

**Coach:** Gil McDougald

**Captains:** Jerry Kulin, Charlie Vanacore

Date	Opponent	Score (Innings)
4/1	at Hofstra	W, 12-8
4/3	at Wagner	L, 8-5
4/7	Rutgers (DH)	L, 10-5/W, 8-5
4/10	Loyola (MD)	W, 5-3
4/11	Baruch	L, 2-0
4/15	Brooklyn College	W, 3-0
4/16	at St. Peter's	W, 7-2
4/17	Manhattan	W, 9-1
4/20	at Villanova	L, 9-8
4/23	at Lafayette	L, 4-3 (10)
4/25	at Kings Point	W, 14-1
4/26	Scranton	W, 2-1
4/27	at Adelphi	L, 6-3
4/28	Fairleigh Dickinson (DH)	L, 7-4/ L, 13-11

4/30	Lehigh	W, 4-2
5/1	Princeton	L, 4-1
5/2	Wayne St.	L, 11-6
5/5	at LIU	W, 4-3
5/6	at New York Tech	W, 23-8
5/8	at Fairfield	L, 7-4
5/9	NYU	W, 5-1
5/11	Seton Hall	L, 7-2

### 1975 - 21-11, 12-5 MET

**Coach:** Gil McDougald

**Captains:** Bob Young

Date	Opponent	Score (Innings)
3/27	Holy Cross	W, 11-5
4/1	at Columbia	L, 8-6 (13)
4/2	Hofstra	W, 9-6
4/5	at Rutgers	L, 8-5
4/6	Fairleigh Dickinson*	W, 8-6
4/7	Wagner*	W, 8-2
4/9	St. John's	L, 6-4
4/10	at Baruch	W, 8-5
4/11	Iona*	W, 13-3
4/12	at Wagner*	W, 6-2
4/14	at Brooklyn College	W, 6-2
4/15	St. Peter's	W, 9-5
4/16	at Penn	L, 7-5
4/17	at C.W. Post*	L, 4-0
4/18	Manhattan	W, 7-3

4/19	Villanova	W, 13-12
4/20	at Seton Hall*	W, 5-1
4/21	at St. Francis (NY)*	W, 26-8
4/22	Lafayette	W, 5-3
4/23	Seton Hall*	W, 8-7
4/25	Fairfield	L, 5-3
4/26	Kings Point	W, 17-2
4/27	at Fairleigh Dickinson (DH)	L, 6-0/ (1st game only - *)
4/29	at Army	L, 4-0
5/3	at Iona*	W, 5-4
5/4	LIU*	L, 4-2
5/5	C.W. Post*	W, 4-3
5/6	at LIU*	W, 5-3
5/10	at Manhattan*	W, 15-4
5/11	St. Francis (NY)*	W, 5-0
5/18	vs. Seton Hall#	L, 6-2

\* - MET Conference game

! - MET Conference Playoff game

# - at Fairleigh Dickinson

### 1976 - 14-9-1, 10-5-1 MET

**Coach:** Gil McDougald

Date	Opponent	Score (Innings)
3/27	Columbia	W, 12-7
3/29	at Iona*	T, 8-8
3/31	at LIU*	L, 1-0 (10)
4/6	C.W. Post*	W, 4-3
4/7	at St. John's	L, 5-0
4/8	Seton Hall*	L, 17-9
4/10	Manhattan*	W, 5-4
4/12	St. Francis (NY)*	W, 8-0
4/14	at Fairleigh Dickinson*	W, 6-3 (10)
4/15	Lafayette	W, 7-4
4/17	Wagner*	W, 11-8
4/20	Iona*	W, 8-6
4/22	LIU*	W, 7-2
4/24	Rutgers	L, 6-5
4/27	Lehigh	L, 5-4
4/28	at Seton Hall*	W, 9-5
4/30	at Wagner*	L, 6-3
5/3	at St. Francis (NY)*	W, 8-1
5/5	Fairleigh Dickinson*	L, 11-7
5/6	Penn	W, 7-5
5/10	at Temple	L, 8-7
5/11	Army	W, 12-3
5/12	at C.W. Post*	L, 4-3
5/15	at Iona*	W, 10-3

\* - MET Conference game

### 1977 - 14-12, 8-8 MET

**Coach:** Jack Lyons

**Captains:** Bob DiVincenzo, Ricky Buoncorno

Date	Opponent	Score (Innings)
3/26	Iona*	L, 3-2
3/29	at Columbia	L, 8-5
3/30	LIU*	W, 9-5
3/31	Princeton	W, 11-7
4/1	St. Francis (NY)*	L, 13-3
4/7	Manhattan*	W, 5-0
4/12	Fairfield	W, 5-2
4/13	at Wagner*	L, 11-10 (8)
4/16	at Iona*	W, 11-7
4/17	C.W. Post*	L, 7-6
4/18	Hofstra	W, 9-6
4/19	vs. LIU*	W, 16-15 (10)
4/21	at St. Francis (NY)*	W, 16-5
4/22	Fairleigh Dickinson*	W, 7-1
4/23	at C.W. Post*	L, 13-6
4/24	at Manhattan!	W, 10-4
4/25	Seton Hall*	L, 8-3
4/30	at Fairleigh Dickinson*	L, 7-0
5/1	at Seton Hall*	L, 4-2
5/2	St. Peter's	W, 25-2
5/3	Montclair St.	W, 8-6
5/7	at Rutgers	L, 2-0
5/10	at Army	W, 19-4
5/11	at Wagner*	W, 6-5
5/12	St. John's	L, 6-5
5/13	at Lafayette	L, 20-0

! - played at Jack Coffey Field

\* - MET Conference game

### 1978 - 30-15, 12-4 MET

**Metropolitan Champions**

**Coach:** Jack Lyons

**Captains:** Ricky Buoncorno

Date	Opponent	Score (Innings)
3/22	at American	W, 9-5
3/28	at Columbia	L, 7-4
3/29	at Temple	L, 5-3
3/30	at Iona*	W, 7-4
4/1	at New Haven	L, 12-7



1978 Metropolitan Champions

4/2	at Holy Cross	L, 4-2
4/3	Fairleigh Dickinson*	W, 4-3
4/4	Manhattan*	W, 5-1
4/5	Wagner*	W, 7-1
4/6	at C.W. Post*	L, 10-2
4/8	Fairleigh Dickinson*	W, 6-5
4/9	at Fairfield	W, 12-9 (11)
4/10	at Princeton	L, 10-4
4/11	William Paterson	W, 13-6
4/12	Iona*	W, 8-0
4/13	College Of Staten Island	W, 17-1
4/14	Seton Hall*	W, 6-1
4/15	at LIU*	L, 6-3
4/16	Catholic	L, 12-10
4/17	at Wagner*	W, 4-2
4/18	at St. Francis (NY)*	W, 11-7
4/22	at Seton Hall*	L, 7-3
4/23	at Villanova	W, 9-3
4/24	Pace	W, 4-3
4/25	Lehigh	L, 5-2
4/27	at Montclair St.	W, 12-6
4/28	Upsala	W, 9-6
4/29	Siena	W, 9-6
4/30	Canisius (DH)	W, 2-0/W, 5-2
5/1	at Army	W, 16-5
5/2	St. Francis (NY)*	W, 9-8 (10)
5/3	at St. Peter's	W, 9-0
5/4	at St. John's	W, 3-1
5/6	Rutgers	L, 7-4
5/7	Queens	W, 13-1
5/8	at Manhattan*	W, 5-4
5/10	C.W. Post*	W, 5-1
5/11	LIU*	L, 6-2
5/12	Lafayette	L, 8-3
5/13	Penn	W, 8-7 (10)
5/19	vs. James Madison#	W, 3-1
5/20	vs. Seton Hall#	W, 1-0
5/21	vs. Delaware#	L, 11-1
5/21	vs. Delaware#	L, 9-8

\* - MET Conference game

# - ECAC District II Playoffs

### 1979 - 18-13, 8-8 MET

**Coach:** Jack Lyons

Date	Opponent	Score (Innings)
3/29	CCNY	W, 18-1
3/30	Montclair St.	L, 8-7
4/6	at St. John's	W, 5-4
4/7	Manhattan*	W, 5-4
4/8	at Fairfield	L, 16-2
4/10	Wagner*	L, 4-2
4/11	Iona*	W, 8-2
4/12	Fairleigh Dickinson*	L, 12-3
4/15	at C.W. Post*	W, 5-3
4/18	St. Francis (NY)*	L, 4-3
4/19	C.W. Post*	W, 4-2
4/21	Seton Hall*	L, 18-3
4/22	Villanova	W, 9-3
4/23	at Iona*	W, 11-7
4/24	at Manhattan*	W, 11-8
4/25	at Upsala	L, 16-2
4/26	Pace	W, 3-2
4/27	at Fairleigh Dickinson*	L, 5-1
4/29	LIU*	W, 8-6
5/1	Army	W, 5-4
5/2	at LIU*	L, 8-5
5/3	at Seton Hall*	L, 10-2
5/4	at St. Francis (NY)*	L, 3-0
5/5	at Rutgers	L, 21-6
5/6	Siena (DH)	W, 7-6/W, 7-6
5/8	at Queens	W, 11-6
5/9	at Hofstra	W, 20-17
5/10	Princeton	W, 7-5
5/11	at Wagner*	W, 8-5
5/12	at Lafayette	L, 8-4

\* - MET Conference game

### 1980 - 16-16, 4-2 MET

**Coach:** Jack Lyons

Date	Opponent	Score (Innings)
3/28	Montclair St.	W, 5-4
4/1	Adelphi	W, 3-2
4/2	St. John's	L, 15-3
4/3	Manhattan	W, 14-7
4/11	New York Tech	L, 1-0
4/12	at Howard	L, 6-0
4/13	at Georgetown	W, 10-1
4/15	St. Francis (NY)*	L, 5-3
4/17	C.W. Post*	L, 4-3
4/18	at Seton Hall	L, 18-2
4/19	Mercy (DH)	L, 10-1/W, 8-3
4/20	at Villanova	L, 10-4
4/21	William Paterson	L, 9-6
4/22	Upsala	L, 15-5
4/23	Fairleigh Dickinson*	W, 2-1
4/24	Wagner*	W, 8-3
4/25	Pace	L, 17-3
4/26	Iona (DH) (* - 1st gm.)	W, 5-1/W, 12-1
4/29	at LIU*	W, 6-0
4/30	at Army	W, 8-5
5/2	Fairfield	W, 10-8
5/3	at LIU#	W, 5-4
5/3	Rutgers	L, 18-0
5/4	Siena (DH)	W, 5-0/L, 13-5
5/6	Queens	W, 4-3
5/7	Hofstra	W, 6-0
5/9	at Princeton	L, 15-3
5/11	Columbia (DH)	L, 6-4/L, 13-2

\* - Metropolitan Conference Game

# - Metropolitan Conference Playoff Game

### 1981 - 13-18-1

**Coach:** Jack Lyons

Date	Opponent	Score (Innings)
3/17	at Wake Forest	L, 12-5
3/19	at Elon (DH)	L, 13-0/L, 6-5
3/27	Montclair St.	L, 5-1
3/31	at Adelphi	T, 7-7
4/2	at St. John's	L, 16-7
4/7	at Fairleigh Dickinson	W, 28-2
4/9	at Iona	W, 17-5
4/10	at New York Tech	L, 4-3
4/11	Manhattan	W, 18-11
4/13	at William Paterson	W, 3-1
4/15	at Wagner	L, 6-5
4/16	at C.W. Post	L, 11-3
4/18	at Mercy (DH)	W, 15-8/L, 20-19
4/20	Army	W, 8-6
4/21	LIU	W, 6-5
4/22	at St. Francis (NY)	W, 1-0
4/24	at Pace	W, 4-2 (11)
4/26	Villanova	W, 7-6



Bob DiVincenzo



Scott Wasserfall



## YEAR-BY-YEAR RESULTS



1987 MAAC & ECAC Champions

4/28	at Fairfield	L, 16-6	5/2	at Hofstra	W, 23-22
4/29	Lafayette	L, 6-5	* - MAAC conference game		
4/30	Iona	W, 5-2			
5/2	at Rutgers	W, 11-2			
5/3	at Siena (DH)	L, 2-1/L, 6-4			
5/5	Princeton	L, 10-8			
5/7	St. John's	L, 12-2			
5/9	Seton Hall (DH)	L, 16-1/L, 10-8			
5/10	at Columbia (DH)	W, 3-2/L, 2-1			

### 1982 - 11-19, 1-4 MAAC

Coach: Jack Lyons

Date	Opponent	Score (Innings)
3/28	at Catholic (DH)	L, 6-3/W, 11-0
3/30	Adelphi	W, 5-4
4/1	Manhattan*	W, 10-4
4/2	St. John's	L, 13-7
4/4	at Temple	L, 21-13
4/5	Fairleigh Dickinson	L, 6-3
4/13	St. Francis (NY)	L, 5-1
4/14	Wagner	W, 6-0
4/15	at Seton Hall	L, 15-9
4/16	C.W. Post	L, 13-9
4/17	at Mercy	L, 4-3
4/19	Army*	L, 29-13
4/20	at LIU	W, 10-5
4/21	at Princeton	L, 6-4
4/22	at Lafayette	L, 16-5
4/23	Pace	W, 7-5
4/24	New York Tech (DH)	L, 13-2/L, 8-2
4/25	at Villanova	L, 9-8
4/27	Hofstra	W, 8-4
4/28	Fairfield*	L, 9-4
4/29	at St. John's	W, 9-1
4/30	Iona*	L, 12-2
5/1	at St. Peter's*	L, 14-3
5/2	Siena (DH)	W, 4-3/W, 9-5
5/3	Queens	W, 11-5
5/4	Columbia	L, 15-13
5/5	Rutgers	L, 15-6

\* - MAAC Conference game

### 1983-14-19, 3-2 MAAC

Coach: Paul Blair

Date	Opponent	Score (Innings)
3/12	at Florida International U.	L, 3-1
3/13	at Florida International U.	L, 11-10
3/14	at Florida International U.	W, 11-7
3/15	at Florida International U.	L, 7-3
3/18	at Florida International U.	L, 7-3
3/20	vs. Southern Illinois	L, 17-7
3/24	at C.W. Post	L, 8-3
3/25	at Yale	L, 11-6
3/26	Princeton	L, 11-2
3/27	Villanova	W, 3-1
3/30	Brooklyn	L, 15-4
4/1	at St. John's	L, 4-2
4/2	Hofstra	W, 8-6
4/4	at Fairleigh Dickinson	L, 9-7
4/5	Lafayette	W, 8-7
4/6	St. Peter's*	L, 11-6
4/7	at Columbia	L, 11-6
4/11	Manhattan*	W, 8-3
4/12	at Pace	W, 8-6
4/13	St. Francis (NY)	L, 11-4
4/15	at Wagner	W, 16-0
4/18	Seton Hall	W, 15-6
4/21	Temple	L, 11-4
4/22	at New York Tech	L, 5-4
4/23	at Fairfield*	L, 7-6
4/26	New York Tech	W, 3-0
4/27	LIU	W, 7-6
4/28	St. John's	W, 13-12
4/29	at Army*	W, 13-5
4/30	at Iona* (DH)	W, 4-0/L, 3-1
5/1	at Siena	L, 8-5

### 1985 - 15-23-1, 8-7 MAAC

Coach: Dan Gallagher

Date	Opponent	Score (Innings)
3/16	George Washington U.#	L, 9-8
3/17	at Eckerd College	L, 8-5
3/17	at Florida Southern	L, 14-1
3/18	at Tampa University	L, 15-12
3/19	at St. Leo's	L, 9-5
3/23	Dartmouth (DH)#	L, 9-1/W, 2-1
3/25	at Wagner	W, 12-2
3/27	at Brooklyn	W, 5-4
3/28	at Rutgers	L, 11-4
3/29	Yale	L, 12-6
3/30	Manhattan (DH)*	W, 3-2/W, 4-1
3/31	Manhattan*	W, 14-0
4/1	at New York Tech	T, 8-8
4/2	Columbia	L, 13-0
4/3	at Holy Cross	L, 6-3
4/4	at Holy Cross (DH)*	L, 2-1 (7)/W, 8-1 (7)
4/5	Hofstra	W, 6-2
4/9	Seton Hall	W, 3-1
4/10	at St. John's	L, 3-2 (10)
4/11	at Army	L, 8-1
4/13	at Iona (DH)*	L, 8-6/L, 24-2
4/14	Iona	W, 3-1
4/17	Fairfield (DH)*	L, 2-0/L, 2-1
4/18	Princeton	W, 10-9
4/20	St. Peter's (DH)*	W, 4-1/W, 5-3
4/21	at St. Peter's*	L, 3-2
4/22	at St. Francis	L, 5-4
4/23	New York Tech	L, 6-1
4/25	St. John's	L, 13-6

4/26	LIU	L, 6-2
4/27	La Salle (DH)*	W, 9-2/W, 4-3
4/28	La Salle	L, 5-4
* - MAAC Game		
# - at Tampa		

### 1986 - 24-13, 11-4 MAAC

Coach: Dan Gallagher

Date	Opponent	Score (Innings)
3/22	Holy Cross* (DH)	W, 5-1/L, 4-2
3/23	Holy Cross*	L, 21-4
3/24	Wagner	W, 13-5
3/27	vs. University of Toledo #	W, 4-0
3/28	vs. Trinity College #	W, 12-3
3/28	vs. Eckerd College #	L, 15-6
3/31	vs. St. Leo's College #	W, 12-9
4/1	vs. Calvin College #	W, 10-4
4/1	vs. Florida Southern #	L, 13-0
4/5	La Salle* (DH)	W, 3-2/W, 5-2
4/8	Seton Hall	L, 8-3
4/10	Manhattan	W, 10-5
4/11	New York Tech	L, 14-9
4/12	vs. Iona* (DH)	W, 11-0/W, 6-5
4/13	vs. Iona*	L, 13-12
4/14	Hofstra	W, 14-12
4/15	St. Francis	W, 11-10
4/18	Pace	L, 10-3
4/19	vs. St. Peter's* (DH)	L, 2-1/W, 14-2
4/20	vs. St. Peter's*	W, 14-4
4/22	New York Tech	W, 13-9
4/24	St. John's	L, 14-7
4/25	Columbia	W, 4-1
4/26	Fairfield* (DH)	W, 11-0/W, 11-5
4/27	Fairfield*	W, 7-2
4/28	Pace	W, 12-7
4/29	C.W. Post	W, 12-7
4/30	Army	L, 8-5 (11)
5/2	Brooklyn	W, 15-7
5/4	La Salle*	W, 13-9
5/15	New York Tech ~	L, 8-5
5/16	Maine ~	L, 6-4
# - at Tampa, Florida		
* - MAAC Game		
~ - ECAC Championship (Pawtucket, R.I.)		

### 1987 - 33-13, 11-4 MAAC

Coach: Dan Gallagher

Date	Opponent	Score (Innings)
3/13	vs. Indiana!	L, 8-2
3/14	vs. Lehman^	W, 9-7
3/16	vs. Lehman^	W, 22-2
3/16	vs. South Florida^	W, 6-5 (12)
3/22	at LIU	L, 2-0 (10)
3/24	at Mercy	W, 12-6
3/25	Hofstra	L, 8-1
3/26	Fairleigh Dickinson	W, 9-8
3/28	at Iona* (DH)	W, 13-6/W, 5-4
3/29	Iona*	W, 14-1
4/1	at Wagner	W, 13-11
4/2	at Pace	L, 17-9
4/7	Pace	W, 10-4
4/8	Seton Hall	L, 13-7
4/9	Manhattan	W, 11-2
4/10	at New York Tech	W, 12-3
4/11	at St. Peter's* (DH)	W, 13-1/W, 8-3
4/12	at St. Peter's*	W, 27-5
4/14	at St. Francis	W, 11-9
4/15	at Columbia	W, 2-1
4/20	at Fairfield* (DH)	W, 5-2/W, 6-3
4/21	at Fairfield*	L, 8-7



Ray Montgomery

4/22	C.W. Post	L, 18-5
4/23	New York Tech	W, 6-4
4/25	at Holy Cross* (DH)	W, 14-1/W, 3-0
4/26	at Holy Cross*	L, 4-2
4/29	at Army	W, 8-6
4/30	St. John's	L, 11-6
5/1	Brooklyn	W, 9-3
5/2	La Salle* (DH)	L, 6-0/W, 6-3
5/3	La Salle*	L, 9-0
5/9	Hartford (DH)	W, 5-1/W, 14-1
5/14	Fairleigh Dickinson #	W, 8-7
5/15	New York Tech #	W, 2-1
5/16	C.W. Post #	W, 8-4
5/17	New York Tech #	W, 2-1
5/21	Georgia ~	W, 5-3
5/22	Dartmouth ~	W, 4-2
5/23	Rider ~	L, 12-0
5/24	Georgia ~	L, 10-4
! - Deland, Fla.		
^ - Tampa, Fla.		
* - MAAC Game		
# - ECAC Division I Tournament (New Britain, Conn.)		
~ - NCAA Northeast Regional Tournament, (Atlanta, Ga.)		

### 1988 - 36-15-1, 13-2 MAAC

Coach: Dan Gallagher

Date	Opponent	Score (Innings)
3/4	Mansfield	W, 11-2
3/5	Elizabethtown	W, 10-9
3/5	Mansfield	W, 3-1
3/7	Swarthmore	W, 7-6
3/8	Rochester	W, 15-1
3/9	Kentucky Wesleyan	W, 8-2
3/9	Susquehanna	W, 9-3
3/10	Anderson (Ind.)	L, 8-5
3/11	Anderson (Ind.)	W, 11-4
3/11	USC-Aiken	L, 6-5
3/15	C.W. Post	L, 9-4
3/17	at Providence	L, 14-13
3/19	Holy Cross* (DH)	W, 12-2/W, 7-1
3/20	Holy Cross*	W, 9-0
3/22	Seton Hall	L, 11-9
3/23	at Hofstra	L, 6-3
3/24	at Fairleigh Dickinson	W, 9-7
3/27	at La Salle* (DH)	W, 11-7/W, 13-11
3/28	at La Salle*	L, 10-4
3/30	Wagner	W, 6-4
3/31	at Pace	W, 17-5
4/5	Pace	W, 9-8
4/6	Columbia	W, 10-2
4/9	St. Peter's* (DH)	W, 13-5/W, 5-3
4/10	St. Peter's*	W, 7-5
4/12	St. Francis (NY)	W, 11-5
4/14	New York Tech	L, 8-6
4/16	Iona* (DH)	W, 3-2/W, 14-3
4/17	Iona*	W, 15-4
4/19	New York Tech	T, 6-6 (12)
4/20	C.W. Post	L, 13-6
4/21	LIU	W, 4-1
4/23	Fairfield*	W, 7-6
4/24	Fairfield* (DH)	W, 6-3/L, 5-4
4/27	Army	L, 7-6
4/29	at Brooklyn	W, 10-7
4/30	at Rutgers (DH)	W, 2-0/W, 5-2
5/1	Monmouth	W, 9-7
5/7	at Seton Hall	L, 8-3
5/20	vs. Hartford#	W, 7-2
5/21	vs. Fairleigh Dickinson#	L, 6-5 (14)
5/22	vs. Maine#	W, 3-2 (10)
5/22	vs. Fairleigh Dickinson#	W, 6-5 (10)
5/23	vs. Hartford#	W, 10-8
5/26	vs. Clemson!	L, 3-2 (19)
- 2nd longest game in NCAA history		
5/27	vs. Stanford!	L, 7-5
* - MAAC game		
# - ECAC Championship (New Britain, Conn.)		
! - NCAA Northeast Regional (New Britain, Conn.)		

### 1989 - 15-23-2, 8-7-1 MAAC

Coach: Dan Gallagher

Date	Opponent	Score (Innings)
3/14	Fairleigh Dickinson	T, 7-7
3/15	at Rider	L, 7-3
3/16	Brooklyn	W, 4-1
3/18	Fairfield*	L, 2-1
3/19	Fairfield* (DH)	W, 3-0/W, 4-3
3/22	Hofstra	L, 13-10
3/25	vs. Portland St. #	W, 9-5
3/25	at Hawaii #	L, 6-2





## YEAR-BY-YEAR RESULTS

3/26	vs. Hawaii-Hilo #	L, 12-2
3/27	vs. Lewis-Clark St #	L, 8-0
3/28	vs. Wichita St #	L, 11-1
3/29	vs. Portland St. #	W, 9-4
3/30	vs. Lewis-Clark St. #	W, 3-2
3/31	vs. Hawaii-Hilo #	L, 12-4
4/1	vs. Wichita St. #	L, 8-4
4/1	at Hawaii #	L, 11-6
4/5	Hartford	L, 9-5
4/8	St. Peter's*	W, 5-3
4/11	Manhattan*	W, 8-5
4/12	at St. Francis (NY)	W, 12-1
4/13	at St. Peter's*	W, 7-0
4/14	at New York Tech	L, 4-3
4/15	La Salle*	T, 7-7
4/17	La Salle* (DH)	W, 7-1/W, 11-8
4/18	New York Tech	L, 3-0
4/20	at LIU	W, 13-9
4/22	at Holy Cross* (DH)	W, 4-3/L, 3-2
4/23	at Holy Cross*	L, 5-4
4/24	at St. Peter's*	W, 3-1
4/25	Rutgers	L, 6-0
4/26	at Army	L, 13-2
4/27	St. John's	L, 7-1
4/29	vs. Iona* (DH) \$	L, 3-1/L, 7-4
4/30	vs. Iona* \$	L, 15-4
5/7	St. Francis (DH)	L, 5-0/W, 5-2

## 1990 - 36-14, 16-2 MAAC

## MAAC Champions

Coach: Dan Gallagher

Date	Opponent	Score (Innings)
3/13	at St. Francis (NY)	L, 7-2
3/14	at Fairleigh Dickinson	W, 11-6
3/18	vs. Millersville (PA) #	W, 9-2
3/18	vs. Kutztown (PA) #	W, 6-5
3/19	vs. Millersville (PA) #	L, 10-3
3/20	vs. Hobart (NY) #	W, 6-2
3/21	vs. Northwood (MI) #	W, 10-7
3/21	vs. Kutztown (PA) #	W, 11-1
3/22	vs. North Central (IL) #	L, 12-8
3/23	vs. Portland St #	L, 7-2
3/24	vs. Brandeis	W, 6-0
3/27	Pace	W, 8-7
3/28	Rider	W, 7-5
3/29	at Monmouth	L, 10-5
3/31	St. Peter's* (DH)	W, 8-1/W, 6-2
4/2	St. Peter's*	W, 10-8
4/5	at New York Tech	L, 9-4
4/8	Holy Cross* (DH)	W, 5-4/W, 14-2
4/10	St. Francis (NY)	W, 7-3
4/12	Columbia	L, 5-4
4/14	Iona* (DH)	W, 7-3/W, 9-8
4/16	Iona*	W, 11-1
4/18	at C.W. Post	W, 12-6
4/19	LIU	W, 8-6
4/20	at Fairfield* (DH)	L, 3-2/W, 9-4
4/21	at Fairfield*	L, 7-5
4/24	at Rutgers	W, 9-5
4/26	at St. John's	L, 5-4
4/28	at La Salle* (DH)	W, 9-3/W, 17-5
4/29	at La Salle*	W, 10-3
5/3	at Manhattan*	W, 9-3
5/5	Holy Cross*	W, 3-2
5/6	at Manhattan* (DH)	W, 11-0/W, 6-1
5/12	at New York Tech	L, 7-2
5/13	at LIU	W, 8-4
5/16	vs. LeMoyne	L, 6-4
5/17	vs. Central Conn. St.	W, 12-3
5/18	vs. LeMoyne \$	W, 5-4
5/19	vs. New York Tech \$	W, 15-1
5/20	vs. Maine \$	W, 15-8
5/21	at Maine \$	W, 9-7
5/25	vs. Arkansas!	W, 8-5
5/26	vs. UCLA!	L, 13-8
5/27	vs. South Alabama!	L, 6-5

\* - MAAC game

# - at Cocoa, Fla.

\$ - ECAC Championship (Orono, Maine)

! - NCAA Midwest Regional (Wichita, Kans.)

## 1991 - 35-16, 12-3 PL

## Patriot League Champions

Coach: Dan Gallagher

Captains: Matt Brown, Tony Cialone,

Paul LoGuidice

Date	Opponent	Score (Innings)
3/8	vs. Penn State #	L, 8-5
3/8	vs. Florida Southern #	L, 14-1
3/9	vs. Chicago St. #	W, 8-2



## 1993 ECAC Champions

3/10	vs. Western Michigan #	L, 14-4	4/10	Seton Hall	W, 12-7
3/11	vs. St. Leo #	W, 8-2	4/11	Bucknell* (DH)	W, 7-0/W, 11-2
3/11	vs. Chicago St. #	W, 13-2	4/12	Bucknell*	L, 1-0
3/12	vs. South Florida #	L, 14-8	4/14	at C.W. Post	W, 13-5
3/13	vs. Connecticut #	W, 10-8	4/15	Fairleigh Dickinson	W, 10-2
3/14	vs. Ithaca #	L, 10-5	4/16	Manhattan (DH)	L, 6-3/W, 5-4
3/15	vs. Liberty #	W, 6-3	4/17	at Lafayette*	W, 1-0
3/20	Iona	W, 4-0	4/18	at Lafayette* (DH)	L, 10-8/W, 7-5
3/21	Brooklyn	W, 9-3	4/21	William Paterson	W, 9-1
3/23	at Holy Cross*	W, 2-0	4/23	at Iona	W, 15-12
3/24	at Holy Cross*	L, 13-0	4/24	Concordia	W, 2-1
3/26	St. Francis (NY)	W, 3-1	4/25	Lehigh* (DH)	W, 5-4/L, 4-3
3/27	Hofstra	W, 9-4	4/26	Lehigh*	W, 14-3
3/28	Monmouth	W, 5-4	4/28	Army	L, 11-3
4/1	Binghamton	W, 15-2	4/29	at Colgate*	W, 16-2
4/2	Binghamton	W, 19-2	5/9	C.W. Post (DH)	W, 17-10/W, 8-2
4/3	Fairleigh Dickinson	L, 12-9	5/13	vs. Vermont #	L, 6-5
4/4	New York Tech	L, 10-7	5/14	vs. LeMoyne &	W, 11-9
4/6	Colgate* (DH)	W, 15-1/W, 19-0	5/15	vs. Hartford &	L, 7-6
4/7	Colgate*	W, 7-5	DH - doubleheader		
4/9	Columbia	W, 10-5	* - Patriot League game		
4/10	at Seton Hall	L, 13-2	# - at Florida		
4/11	at St. Francis (NY)	W, 12-4	& - ECAC Championship		

## 1993 - 32-27, 13-7 PL

## Patriot League Champions

Coach: Dan Gallagher

Captains: Bill Conkling, Mike Scavetta, Alex

Tejera

Date	Opponent	Score (Innings)
3/12	at Eckerd College	L, 7-6
3/14	vs. Regis University #	L, 11-9
3/15	vs. Connecticut #	L, 8-5
3/15	at St. Leo's	L, 4-3
3/16	at Rollins College	L, 17-4
3/18	vs. South Alabama #	L, 8-7
3/18	vs. Connecticut #	L, 7-6
3/19	vs. Ohio State #	W, 9-3
3/20	vs. Bowling Green #	W, 10-5
3/27	Lafayette* (DH)	W, 5-2/L, 3-2
3/28	Lehigh* (DH)	W, 4-2/W, 5-0
3/29	C.W. Post	W, 5-4
3/30	Pace	L, 4-3
3/31	at LIU	L, 6-2
4/3	at Army* (DH)	W, 3-1/W, 4-1
4/4	Colgate* (DH)	W, 8-0/L, 4-2
4/6	Hofstra	L, 7-4
4/7	Iona	L, 7-1
4/8	Holy Cross* (DH)	L, 3-2/W, 14-3
4/12	at C.W. Post	W, 3-2
4/13	at Holy Cross* (DH)	L, 5-4/L, 1-0
4/14	Fairleigh Dickinson	W, 9-3
4/15	Manhattan	W, 20-2
4/17	at Bucknell* (DH)	L, 3-2/W, 5-3
4/18	at Navy* (DH)	L, 4-3/W, 5-1
4/20	at New York Tech	L, 6-5
4/21	at Wagner	W, 14-7
4/23	at Seton Hall	W, 10-3
4/24	Colgate* (DH)	W, 13-1/W, 5-4
4/25	Army* (DH)	W, 2-1/W, 3-1
4/27	New York Tech	W, 6-5
4/28	at Molloy College	W, 19-2
4/30	at Columbia (DH)	W, 4-3/L, 8-6
5/4	Molloy College	L, 5-3
5/6	at Hofstra	W, 12-1
5/8	Navy (DH) %	L, 11-1/W, 8-5
5/9	Navy %	W, 6-2
5/14	at Miami (Fla.)	L, 6-1
5/15	at Miami (Fla.)	L, 8-0
5/19	vs. C.W. Post &	W, 13-6

5/20	vs. St. Francis (NY) &	W, 5-3
5/21	vs. LeMoyne &	W, 10-6
5/23	vs. LeMoyne (DH) &	L, 15-2/ W, 15-14

\* - Patriot League game

% - Patriot League Championship Series

# - at Lakeland, FL

&amp; - ECAC Tournament

## 1994 - 28-19, 17-3 PL

Coach: Dan Gallagher

Captains: Joe Schultz, Anthony Galeotafiore,

J.C. Jones

Date	Opponent	Score (Innings)
3/11	at South Florida	L, 9-7
3/12	at South Florida	L, 7-1
3/13	at South Florida	L, 14-0
3/14	vs. Rhode Island #	W, 13-2
3/14	at St. Leo	L, 17-1
3/15	at Florida Southern	L, 12-6
3/16	at Tampa	L, 9-2
3/18	vs. Merrimack #	L, 8-3
3/19	vs. Ohio State # (DH)	L, 16-8/L, 15-3
3/22	Manhattan	W, 8-6
3/24	St. Francis (NY)	W, 9-5
3/25	Maine	W, 4-2
3/26	Lafayette* (DH)	W, 4-3/W, 14-2
3/31	Holy Cross* (DH)	W, 7-1/W, 13-0
4/2	at Holy Cross* (DH)	L, 6-5/W, 11-1
4/5	Pace	W, 19-1
4/6	Fairleigh Dickinson	L, 8-4
4/7	at Pace	L, 9-6
4/9	Army* (DH)	W, 4-1/L, 8-7
4/10	Colgate* (DH)	W, 7-0/W, 12-1
4/12	Manhattan	W, 5-1
4/14	at C.W. Post	W, 8-7
4/16	Bucknell* (DH)	W, 3-0/W, 5-1
4/17	Navy* (DH)	W, 3-2/W, 7-2
4/19	New York Tech	W, 6-2
4/20	at Wagner	W, 10-6
4/23	at Colgate* (DH)	W, 7-3/W, 9-0
4/24	at Army* (DH)	W, 5-4/L, 12-5
4/26	at New York Tech	L, 10-1
4/27	at Hofstra	L, 9-8
4/28	at Lehigh* (DH)	W, 2-0/W, 10-1
4/29	Columbia (DH)	W, 8-5/W, 13-7
5/3	Fairleigh Dickinson	L, 15-11
5/5	Hofstra	L, 9-2
5/7	at Army %	L, 8-5

DH - doubleheader

\* - Patriot League game

% - Patriot League North Playoff

## 1995 - 30-20, 16-8 PL

Coach: Dan Gallagher

Captains: Charlie Cucchiara, Anthony Galeotafiore,

Anthony Stringer

Date	Opponent	Score (Innings)
3/10	at South Florida	L, 13-4
3/11	at South Florida	L, 6-1
3/12	at South Florida	L, 12-5
3/14	vs. New Hampshire	L, 7-5
3/15	at Florida Southern	L, 11-5
3/17	vs. New Hampshire	L, 4-2
3/18	vs. Merrimack	W, 9-4
3/20	Iona	W, 9-2
3/21	Manhattan	W, 7-2
3/22	St. Francis (NY)	W, 5-3
3/23	C. W. Post	L, 7-3
3/24	Maine	L, 9-1
3/25	at Lehigh* (DH)	W, 10-5 (7/)



Robert Sprague



## YEAR-BY-YEAR RESULTS

3/26	at Lehigh* (DH)	W, 15-4 (7)
3/29	at LIU	W, 4-3
3/31	Manhattan	W, 13-3
4/1	Lafayette* (DH)	W, 6-4 (7)/L, 5-2 (7)
4/2	Lafayette* (DH)	W, 5-3 (7)/W, 8-4 (7)
4/4	Pace	W, 12-6
4/6	Fairleigh Dickinson	L, 10-8 (12)
4/7	at Iona	L, 17-10
4/8	at Navy* (DH)	W, 5-3 (7)/L, 7-3 (7)
4/9	at Navy* (DH)	W, 6-4 (7)/L, 2-1 (7)
4/11	C.W. Post	W, 19-8
4/12	at Wagner	W, 7-1
4/13	Holy Cross* (DH)	W, 7-6 (8)/W, 4-2 (7)
4/15	Holy Cross* (DH)	W, 4-2 (7)/L, 9-8 (7)
4/18	New York Tech	W, 10-5
4/19	Wagner	W, 12-7
4/20	at St. Peter's	L, 12-6
4/22	Bucknell* (DH)	L, 7-4 (7)/W, 10-5 (7)
4/23	Bucknell* (DH)	W, 10-4 (7)/W, 7-2 (7)
4/25	at New York Tech	W, 8-5
4/26	Hofstra	W, 12-3
4/27	at Seton Hall	L, 10-0
4/29	at Army* (DH)	L, 9-1 (7)/W, 5-2 (7)
4/30	at Army* (DH)	W, 8-5 (7)/L, 10-5 (7)
5/4	at Hofstra	W, 13-11

### 1996 - 18-27-3, 8-11-1 A10

Coach: Dan Gallagher

Captains: Ozzie Mendoza, Henry Toolan

Date	Opponent	Score (Innings)
3/3	vs. Pittsburgh #	L, 16-6
3/4	vs. Pittsburgh #	T, 7-7
3/5	at Florida Southern	L, 15-1
3/6	at Bethune-Cookman	L, 4-3
3/7	vs. Evansville \$	L, 3-2
3/8	at South Florida	L, 9-3
3/9	at South Florida	L, 14-7
3/10	at South Florida	L, 18-0
3/16	at UMBC (DH)	W, 8-6 (7)/L, 8-1 (7)
3/18	Iona	W, 4-3
3/21	at C.W. Post	T, 7-7
3/22	Maine	L, 8-1
3/23	New Hampshire (DH)	L, 17-4 (7)/W, 13-3 (7)
3/24	Manhattan (DH)	W, 11-1 (7)/W, 8-0 (7)
3/25	Wagner	W, 9-8
3/26	LIU	W, 9-4
3/28	St. Francis (NY)	W, 6-5
3/31	Saint Joseph's* (DH)	L, 3-1 (7)/W, 5-4 (7)
4/1	Saint Joseph's* (DH)	W, 11-5 (7)/T, 3-3 (7)
4/2	at Pace	L, 22-12
4/3	at Iona	L, 15-6
4/5	at Massachusetts* (DH)	W, 7-5 (7)/L, 6-3 (7)
4/6	at Massachusetts* (DH)	L, 7-4 (7)/L, 4-2 (7)
4/13	at Temple* (DH)	L, 4-0 (7)/L, 5-3 (7)
4/14	at Temple* (DH)	W, 12-8 (7)/L, 6-5 (7)
4/17	Wagner	W, 9-4
4/18	St. Peter's	L, 5-4
4/19	at St. Francis (NY)	L, 4-3
4/20	Rhode Island* (DH)	W, 3-2 (7)/L, 9-4 (7)
4/21	Rhode Island* (DH)	W, 6-0 (7)/W, 4-2 (7)
4/23	at New York Tech	L, 11-10 (10)
4/24	Hofstra	W, 11-5



Gary Reznik

4/27	at St. Bonaventure* (DH)	L, 6-3 (7)/L, 3-2 (7)
4/28	at St. Bonaventure* (DH)	L, 5-3 (7)/W, 5-1 (7)
5/2	at Hofstra	L, 11-6
* - Atlantic 10 game		
# - at Ormond Beach, FL		
% - at Jackie Robinson Stadium (Daytona Beach, FL)		
\$ - at Florida Southern		

### 1997 - 34-19, 12-9 A10

Coach: Dan Gallagher

Captains: Mike Marchiano

Date	Opponent	Score (Innings)
3/1	vs. York %	L, 9-8
3/2	vs. Boston College\$ (DH)	W, 7-4 (9)/L, 9-5 (7)
3/4	vs. Allentown %	W, 4-3
3/5	vs. Allentown %	W, 18-7
3/6	at Florida Tech	L, 10-1
3/8	vs. Anderson %	L, 9-3
3/15	at UMBC (DH)	W, 14-2 (7)/W, 8-7 (7)
3/17	Iona	W, 7-3
3/18	Manhattan	W, 2-1
3/19	St. John's	W, 12-10
3/21	Maine	W, 9-8
3/22	Fairfield (DH)	W, 7-5 (7)/L, 8-1 (7)
3/25	at LIU	W, 9-4
3/26	St. Francis (NY)	L, 10-9 (10)
3/29	at Xavier* (DH)	L, 11-5 (7)/L, 8-5 (7)
3/30	at Xavier*	W, 12-5
4/2	at Iona	W, 17-2
4/3	Fairleigh Dickinson	L, 6-2 (10)
4/5	Duquesne* (DH)	W, 11-7 (7)/W, 6-5 (10)
4/6	Duquesne*	L, 10-6
4/8	C.W. Post	W, 16-7
4/9	Wagner	W, 20-4
4/12	at Saint Joseph's*	W, 13-9 (7)
4/14	at Saint Joseph's* (DH)	L, 3-0 (7)/W, 28-4
4/15	at New York Tech	W, 18-2
4/16	at Wagner	W, 14-3
4/17	at St. Peter's	W, 16-2
4/20	Massachusetts* (DH)	L, 10-4 (7)/L, 6-5 (7)
4/21	Massachusetts*	L, 17-8
4/22	New York Tech	L, 12-9
4/23	Hofstra	W, 7-6
4/25	at St. Francis (NY)	W, 8-6 (12)
4/26	Temple* (DH)	W, 9-5 (7)/L, 11-9 (7)
4/27	Temple*	W, 8-4
4/29	at Fairleigh Dickinson	W, 24-8
4/30	at Fairfield	W, 13-10
5/3	at Rhode Island* (DH)	L, 15-3 (7)/W, 7-5 (7)
5/4	at Rhode Island*	W, 7-1
5/7	Manhattan	W, 9-6
5/10	St. Bonaventure* (DH)	W, 6-4 (7)/W, 6-1 (7)
5/11	St. Bonaventure*	W, 13-9
5/15	vs. Xavier!	L, 6-1
5/16	vs. Massachusetts!	L, 14-6
* - Atlantic 10 game		
\$ - at Fort Meyers, Fla.		
% - at Daytona Beach, Fla.		
! - Atlantic 10 Championship (Bear Stadium - Boyertown, Pa.)		

### 1998 - 27-20, 10-8 A10

Atlantic 10 Champions

Coach: Dan Gallagher

Captains: Mike D'Auria, Vince Lumia, Tony Martelli, Rob Plutzer, Tom Stein

Date	Opponent	Score (Innings)
3/10	at St. John's	W, 10-6
3/13	vs. Akron	W, 7-6 (10)
3/14	vs. St. Xavier	L, 4-3
3/15	vs. West Virginia Wesleyan	L, 6-4
3/15	vs. Akron	W, 11-5
3/16	vs. Illinois-Chicago	W, 8-6
3/17	vs. Bradley	L, 5-2
3/18	vs. Bethune-Cookman	L, 8-7
3/24	LIU	W, 10-4
3/25	St. Francis (NY)	L, 4-2
3/28	at Virginia Tech* (DH)	L, 5-3 (7)/W, 11-1 (8)
3/29	at Virginia Tech*	W, 9-8
3/31	at Pace	L, 11-6
4/2	Fairleigh Dickinson	W, 22-8
4/4	at St. Bonaventure* (DH)	L, 3-2 (7)/W, 7-2 (7)

4/5	at St. Bonaventure*	W, 14-2
4/8	Wagner	W, 14-10
4/10	Saint Joseph's*	W, 1-0 (7)
4/11	Saint Joseph's* (DH)	W, 4-3 (7)/L, 8-5
4/13	C.W. Post	W, 11-10 (14)
4/14	New York Tech	L, 8-6
4/15	at Wagner	W, 8-4
4/18	at Massachusetts* (DH)	L, 9-4 (7)/L, 8-1 (7)
4/19	at Massachusetts*	L, 11-10
4/21	at New York Tech	W, 6-5
4/22	at Hofstra	L, 16-2
4/25	at Temple* (DH)	W, 4-1 (7)/L, 7-6 (7)
4/27	at Temple*	W, 11-2
4/28	at Fairleigh Dickinson	W, 19-18
4/29	at Monmouth	L, 8-4
5/1	Rhode Island*	W, 2-1 (7)
5/2	Rhode Island* (DH)	W, 13-5 (7)/L, 10-1
5/3	Pace (DH)	W, 6-3/L, 13-5
5/5	at C.W. Post	W, 9-1
5/12	vs. George Washington!	W, 14-5
5/12	vs. Virginia Tech!	W, 3-1
5/14	Howard \$	W, 15-5
5/15	Howard \$	W, 7-4
5/21	vs. Southern California %	L, 10-6
5/22	vs. The Citadel %	L, 5-1
* - Atlantic 10 game		
! - Atlantic 10 Championship (Veteran's Stadium - Philadelphia, Pa.)		
\$ - NCAA Play-In Series (at Fordham)		
% - NCAA East Regional Championship (Clemson, S.C.)		

### 1999 - 22-28, 10-11 A10

Coach: Dan Gallagher

Captains: Matt Antico, Tom Stein, Bob Sprague

Date	Opponent	Score (Innings)
2/13	at South Alabama (DH)	L, 14-4/L, 11-2
2/14	at South Alabama	L, 6-1
3/13	vs. Northern Iowa \$	L, 11-7
3/15	at Stetson	L, 15-3
3/16	at Florida	L, 5-4
3/17	at Stetson	L, 6-2
3/18	vs. Illinois-Chicago #	L, 7-6
3/19	vs. Akron \$	L, 12-0
3/20	vs. Akron ^	L, 14-11
3/24	at LIU	W, 9-6
3/25	at St. Francis (NY)	L, 2-1
3/26	C.W. Post	W, 12-1
3/30	Pace	W, 4-3
3/31	Iona	L, 12-8
4/3	at George Washington*	L, 6-2 (7)
4/4	at George Washington* (DH)	L, 11-8 (7)/L, 21-4
4/6	at C.W. Post	W, 9-5
4/7	at Wagner	W, 21-5
4/8	St. Francis (NY)	L, 8-6
4/10	La Salle*	W, 6-4 (7)
4/11	La Salle* (DH)	L, 6-1 (7)/W, 5-1
4/13	at New York Tech	L, 4-2
4/14	Wagner	W, 6-5
4/17	at Saint Joseph's* (DH)	W, 3-1 (7)/L, 8-6 (7)
4/18	at Saint Joseph's*	W, 6-2
4/21	Hofstra	W, 16-4
4/22	at Manhattan	L, 5-3
4/24	Massachusetts* (DH)	L, 8-0 (7)/L, 1-0 (7)
4/25	Massachusetts*	L, 9-2
4/27	Monmouth	W, 11-10
4/28	Columbia (DH)	W, 5-3 (7)/W, 7-1 (7)
4/29	at Pace	W, 11-5
5/2	Temple* (DH)	W, 2-1 (7)/L, 10-7 (7)
5/2	Temple*	W, 8-7
5/5	Manhattan	W, 4-3
5/6	St. John's	L, 7-1
5/8	at Rhode Island* (DH)	W, 7-2 (7)/L, 11-6 (7)
5/9	at Rhode Island*	L, 4-3
5/10	New York Tech	L, 13-4
5/15	St. Bonaventure* (DH)	W, 3-2 (7)/W, 9-5 (7)
5/16	St. Bonaventure*	W, 8-3
* - Atlantic 10 game		
\$ - at Jackie Robinson Stadium (Daytona Beach, Fla.)		
# - at Ormond Beach Baseball Complex - Ormond Beach, FL		
^ - at Univ. of North Florida		

### 2000 - 21-29, 10-12 A10

Coach: Dan Gallagher

Captains: Bobby Agger, Shawn Chekmayan

Date	Opponent	Score (Innings)
2/11	at Coastal Carolina	L, 11-1
2/12	vs. Coker College #	L, 11-1
2/13	vs. James Madison #	L, 7-4
3/11	vs. Northern Iowa \$	L, 19-15
3/12	vs. Bethune Cookman %	W, 6-3
3/13	vs. Northern Iowa %	W, 17-7
3/14	at Florida	L, 6-4
3/15	at Florida	L, 25-1
3/17	vs. Northern Illinois \$	L, 6-3
3/18	vs. Northern Illinois %	L, 22-8
3/21	Maine	L, 7-6
3/22	St. Francis (NY)	W, 2-1
3/23	at C.W. Post	W, 11-7
3/25	at New York Tech (DH)	L, 12-8 (7)/W, 10-5
4/1	at Duquesne* (DH)	L, 4-3 (9)/L, 5-3 (7)
4/2	at Duquesne*	L, 6-5
4/5	Wagner	W, 13-3
4/6	St. Francis (NY)	W, 8-5
4/8	Xavier* (DH)	L, 6-3 (7)/L, 13-8 (7)
4/9	Xavier*	L, 8-4 (12)
4/12	at Wagner	W, 26-10
4/13	at St. John's @	L, 11-0
4/15	Saint Joseph's* (DH)	L, 3-1 (7)/L, 21-2 (7)
4/16	Saint Joseph's*	W, 6-5
4/19	at Manhattan	L, 12-5
4/20	at Hofstra	W, 12-7
4/22	at Massachusetts* (DH)	W, 4-2 (7)/L, 3-2 (7)
4/23	Massachusetts*	L, 5-3
4/26	at Columbia (DH)	W, 7-0 (7)/L, 4-1 (7)
4/27	at Pace	W, 10-9
4/29	at Temple* (DH)	W, 8-4 (7)/L, 5-2 (7)
4/30	at Temple*	W, 11-10
5/2	at Marist	L, 13-4
5/3	Manhattan	W, 8-2
5/6	Rhode Island* (DH)	W, 8-6 (7)/W, 10-6 (7)
5/7	Rhode Island*	L, 6-4
5/12	at St. Bonaventure* (DH)	W, 6-4 (7)/L, 4-2 (7)
5/13	at St. Bonaventure*	L, 6-4
* - Atlantic 10 game		
% - at Jackie Robinson Stadium (Daytona Beach, Fla.)		
# - at Myrtle Beach, S.C.		
\$ - at Ormond Beach, Fla.		
@ - at Shea Stadium (Queens, N.Y.)		

### 2001 - 23-28, 10-12 A10

Coach: Dan Gallagher

Captains: James Cisco, Bobby Kingsbury, Nate Lang, Vincent Reyes, Anthony Vega

Date	Opponent	Score (Innings)
3/9	at Embury-Riddle	L, 12-6
3/10	vs. Northern Iowa \$	W, 9-8
3/11	vs. Iowa \$	L, 7-6
3/13	at Florida	L, 15-1
3/14	at Florida	L, 11-3
3/15	vs. Pennsylvania #	L, 6-4
3/16	vs. Maine #	L, 8-7
3/18	at Columbia (DH)	L, 5-4 (7)/W, 3-1 (7)



Jason Conlisk





## YEAR-BY-YEAR RESULTS

3/24 at Howard (DH) W, 10-3 (7)  
 3/25 at Howard L, 8-7 (7)  
 3/28 at C.W. Post W, 14-7  
 3/29 St. Francis (NY) W, 17-3 (7)  
 3/31 at La Salle\* (DH) W, 7-6 (9)/  
 W, 6-3 (7)

4/1 at La Salle\* L, 9-4  
 4/2 at LIU W, 13-8  
 4/3 Manhattan W, 9-8 (12)  
 4/5 at St. Francis (NY) L, 7-3  
 4/7 Dayton\* (DH) L, 4-0 (7)/W, 5-0 (7)  
 4/8 Dayton\* L, 4-0  
 4/10 at New York Tech W, 7-3  
 4/11 Wagner W, 5-1  
 4/13 Temple\* L, 8-2 (7)  
 4/14 Temple\* (DH) L, 5-0 (7)/L, 9-5  
 4/17 New York Tech W, 6-5  
 4/18 Hofstra W, 10-8  
 4/19 at St. John's L, 12-8  
 4/20 Massachusetts\* (DH) L, 10-4 (7)/  
 L, 9-7 (7)

4/22 at Rhode Island\* (DH) W, 8-4 (7)/  
 L, 9-2 (7)  
 4/24 Marist L, 10-9  
 4/25 Columbia (DH) L, 5-4 (7)/L, 6-5 (7)  
 4/26 at Pace W, 8-7  
 4/28 at Xavier\* (DH) L, 4-0 (7)/W, 9-2 (7)  
 4/29 at Xavier\* W, 11-10  
 5/1 at Iona L, 16-15 (10)  
 5/3 at Army L, 12-7  
 5/5 St. Bonaventure\* (DH) L, 7-2 (7)/  
 L, 6-1 (7)

5/6 St. Bonaventure\* W, 9-6  
 5/9 Pace L, 11-8  
 5/12 Duquesne\* (DH) W, 6-3 (7)/W, 9-7 (7)  
 5/13 Duquesne\* W, 12-5

\* - Atlantic 10 Conference game  
 ^ - at Jackie Robinson Stadium  
 (Daytona Beach, Fla.)  
 # - at Ormond Beach Baseball Complex  
 (Ormond Beach, Fla.)

### 2002 - 13-36-1, 6-18 A10

**Coach:** Dan Gallagher  
**Captains:** Bobby Kingsbury, Bryan Kelly

Date	Opponent	Score (Innings)
2/23	at Wofford (DH)	L, 4-3 (7)/ L, 10-3 (7)
2/24	at Wofford	W, 17-1
3/1	at South Alabama	L, 7-2
3/2	at South Alabama	L, 14-3
3/3	at South Alabama	W, 9-8
3/8	at Univ. of the Pacific	L, 8-0
3/9	at Univ. of the Pacific	L, 21-10
3/11	vs. Oral Roberts #	L, 7-1
3/12	vs. Univ. of the Pacific #	L, 15-6 (8)
3/13	vs. Liberty #	L, 21-1
3/14	vs. Fresno State #	L, 18-8
3/15	vs. Illinois State #	L, 18-3 (8)
3/16	vs. UC-Santa Barbara #	L, 4-3
3/19	LIU	W, 10-3
3/21	C.W. Post	T, 5-5
3/23	Dayton* (DH)	L, 6-2 (7)/W, 8-5 (7)
3/24	Dayton*	L, 6-4
3/27	Manhattan	W, 7-6 (10)
3/28	at St. Francis (NY)	W, 19-15
3/30	Richmond* (DH)	L, 5-1 (7), L, 6-5 (7)
3/31	Richmond*	L, 6-5
4/2	at Manhattan	L, 3-0
4/6	at George Washington* (DH)	L, 9-3 (7)/L, 8-3 (7)

4/7 at George Washington\* L, 4-3  
 4/9 New York Tech L, 5-4  
 4/10 at Siena L, 11-2  
 4/13 at Saint Joseph's\* (DH) L, 6-5 (7)/  
 L, 5-4 (7)

4/14 at Saint Joseph's\* L, 6-3  
 4/16 at New York Tech L, 18-5  
 4/17 at Hofstra W, 13-12 (10)  
 4/18 St. John's L, 12-7  
 4/20 Rhode Island\* (DH) L, 3-2 (8)/  
 L, 5-3 (7)

4/21 Rhode Island\* W, 9-1  
 4/24 Columbia (DH) W, 11-2 (7)/L, 11-3  
 4/27 at Temple\* (DH) W, 5-3 (7)/W, 7-1 (7)  
 4/29 at Temple\* L, 9-2  
 5/4 St. Bonaventure\* (DH) L, 10-2 (7)/  
 L, 7-6 (7)

5/5 St. Bonaventure\* L, 5-4 (10)  
 5/11 at Massachusetts\* (DH) W, 9-4 (7)/  
 W, 6-4 (7)



Andrew Paolillo

5/12 at Massachusetts\* L, 4-1 (7)  
 \* - Atlantic 10 game  
 # - Pepsi/Johnny Quik Classic (Fresno, Calif.)

### 2003 - 16-27, 8-15 A10

**Coach:** Dan Gallagher  
**Captains:** Tim Boyle, Jon Volosin,  
 Shaun Seales

Date	Opponent	Score (Innings)
2/21	at UNC-Wilmington	L, 10-3 (7)
2/22	West Virginia #	L, 3-1
2/23	West Virginia #	L, 9-5
3/14	Iowa %	L, 6-2
3/15	LIU %	L, 14-12
3/16	LIU %	W, 5-1
3/17	Maine %	L, 7-1
3/18	Maine ^	L, 3-1
3/19	Iowa %	L, 5-3
3/22	at Xavier* (DH)	L, 5-4 (7)/ W, 10-3 (7)

3/23 at Xavier\* W, 4-3  
 3/25 at Pace W, 9-0  
 3/26 Hofstra W, 9-8  
 3/29 at Duquesne\* L, 4-1 (7)  
 3/30 at Duquesne\* L, 17-4 (7)  
 3/31 at Duquesne\* L, 16-0 (6)  
 4/1 at Manhattan L, 22-9 (7)  
 4/2 Fairfield W, 5-3  
 4/6 La Salle\* (DH) L, 3-2 (7)/W, 15-12 (7)  
 4/13 Massachusetts\* (DH) L, 2-1 (7)/  
 L, 4-3 (7)

4/14 Massachusetts\* L, 10-8  
 4/15 New York Tech W, 12-11  
 4/16 at Wagner W, 12-9  
 4/18 Saint Joseph's\* L, 13-6 (7)  
 4/19 Saint Joseph's\* (DH) L, 13-8 (7)/  
 W, 6-0

4/22 St. Francis (NY) L, 7-6  
 4/23 at Columbia (DH) W, 8-4 (7)/  
 W, 12-3 (7)  
 4/27 at Rhode Island\* (DH) L, 9-3 (7)/  
 W, 5-1 (7)

4/28 at Rhode Island\* L, 28-8  
 4/30 at Iona L, 8-4  
 5/1 Hofstra L, 15-3  
 5/3 Temple\* (DH) W, 4-2 (7)/W, 13-8 (7)  
 5/4 Temple\* L, 4-1  
 5/9 at St. Bonaventure\* (DH) W, 5-2 (7)/  
 L, 7-3 (8)

5/10 at St. Bonaventure\* L, 10-1  
 \* - Atlantic 10 game

% - at New Smyrna, Fla.  
 ^ - at Embury Riddle  
 # - at UNC Wilmington

### 2004 - 25-27-1, 13-11 A10

**Coach:** Dan Gallagher  
**Captains:** Tim Short, John Baco,  
 Jeremy Bourgeois

Date	Opponent	Score (Innings)
2/20	at UNC-Greensboro	L, 9-3
2/21	at UNC-Greensboro	L, 13-3
2/22	at UNC-Greensboro	L, 2-1
2/28	at James Madison (DH)	L, 10-9/ W, 10-2 (7)
2/29	at James Madison	L, 12-3
3/6	at Bucknell	L, 5-4
3/7	at Bucknell (DH)	L, 5-4 (7)/W, 11-4
3/12	at Radford	W, 12-11
3/13	at Radford	W, 4-3

3/14 at Radford L, 4-3 (10)  
 3/17 at Liberty (DH) L, 9-1/L, 5-1 (7)  
 3/23 Pace W, 7-1  
 3/24 Hofstra W, 8-2  
 3/27 at Dayton\* (DH) W, 6-4 (7)/  
 W, 5-3 (11)

3/28 at Dayton\* W, 7-4  
 3/30 Manhattan T, 4-4 (10)  
 4/3 George Washington\* (DH) L, 7-4 (7)/  
 L, 13-5 (7)

4/4 George Washington\* L, 9-3  
 4/6 New York Tech W, 13-5  
 4/7 at Hofstra L, 17-4  
 4/9 at Richmond\* W, 4-3 (8)  
 4/10 at Richmond\* (DH) L, 5-4 (7)/L, 5-4  
 4/12 Wagner L, 9-7  
 4/17 St. Bonaventure\* (DH) L, 15-5 (7)/  
 L, 8-5 (10)

4/18 St. Bonaventure\* W, 10-7  
 4/20 at St. Francis (NY) % W, 17-8  
 4/21 Columbia (DH) L, 13-10 (7)/  
 W, 9-2 (7)

4/24 at Massachusetts\* (DH) W, 4-3 (7)/  
 W, 14-9 (7)  
 4/25 at Massachusetts\* W, 14-1  
 4/27 Iona L, 7-6  
 4/28 at Fairfield W, 5-2  
 5/1 at Saint Joseph's\* (DH) W, 5-2 (7)/  
 W, 20-4 (7)

5/2 at Saint Joseph's\* L, 7-2  
 5/4 LIU W, 13-7  
 5/8 Rhode Island\* (DH) L, 19-11 (7)/  
 L, 10-6 (10)  
 5/9 Rhode Island\* W, 7-6 (14)  
 5/15 at Temple\* (DH) W, 13-3 (7)/  
 L, 5-4 (7)

5/16 at Temple\* W, 8-5  
 5/26 vs. St. Bonaventure! L, 5-4  
 5/26 vs. Duquesne! W, 4-3  
 5/27 vs. George Washington! L, 6-4

\* - Atlantic 10 game  
 % - at College of Staten Island  
 ! - Atlantic 10 Championship  
 (Norwich, Conn.)

### 2005 - 34-21, 17-7 A10

**Coach:** Nick Restaino  
**Captains:** Tim Short, Jeremy Bourgeois, Kevin  
 Brush

Date	Opponent	Score (Innings)
2/19	at Delaware State	W, 10-4
2/20	at Delaware State (DH)	W, 8-4/ W, 3-2 (7)
2/26	at Virginia (DH)	L, 5-0/L, 13-3
2/27	at Virginia	W, 3-2
3/5	at George Mason (DH)	L, 25-3/ L, 4-1 (7)

3/6 at George Mason L, 8-2  
 3/12 at Old Dominion W, 12-8  
 3/13 at Old Dominion (DH) W, 14-8/  
 W, 4-3

3/15 at VCU W, 11-9  
 3/18 at Charleston Southern L, 11-3  
 3/19 at Charleston Southern L, 5-0  
 3/21 at Charleston Southern L, 14-4  
 3/23 at Winthrop W, 3-2 (11)  
 3/25 at La Salle\* W, 11-5 (7)  
 3/26 at La Salle\* (DH) L, 10-0 (7)/L, 6-1  
 3/30 at Stony Brook L, 7-1  
 4/3 Duquesne\*# (DH) W, 6-5 (7)/  
 W, 9-2 (7)

4/4 Duquesne\*# W, 7-1  
 4/5 at New York Tech W, 9-4  
 4/6 at Wagner W, 8-0  
 4/9 Xavier\*^ (DH) W, 2-1 (7)/W, 4-3 (7)  
 4/10 Xavier\*^ L, 6-5 (10)  
 4/12 Fairfield % W, 15-6  
 4/13 at Seton Hall W, 6-0  
 4/16 at St. Bonaventure\* (DH) W, 10-1 (7)/  
 L, 6-2 (7)

4/17 at St. Bonaventure\* W, 11-8  
 4/19 St. Francis (NY) % L, 11-4  
 4/20 at Columbia (DH) W, 19-12 (7)/  
 W, 7-4 (7)  
 4/23 Massachusetts\*^ (DH) L, 13-1 (7)/  
 W, 9-1 (7)

4/24 Massachusetts\*^ W, 8-4  
 4/26 at Iona W, 5-2  
 5/1 at Temple\* (DH) W, 3-0 (7)/  
 W, 5-3 (7)

5/2 at Temple\* W, 8-7  
 5/4 at Manhattan L, 15-5  
 5/8 at Rhode Island\* (DH) W, 1-0 (9)/

5/9 at Rhode Island\* L, 7-1  
 5/14 Saint Joseph's\*# (DH) W, 3-1 (7)/  
 W, 2-1 (7)  
 5/15 Saint Joseph's\*# W, 6-0  
 5/18 at Rutgers L, 11-9  
 5/20 at Hofstra W, 5-1  
 5/25 vs. Richmond! L, 4-1 (13)  
 5/25 vs. Duquesne! L, 9-4

\* - Atlantic 10 game  
 # - at KeySpan Park (Brooklyn, N.Y.)  
 ^ - at the Ballpark at St. John's (Jamaica, N.Y.)  
 % - at Finnerly Field (Pleasantville, N.Y.)  
 ! - Atlantic 10 Championship (Dayton, Ohio)

### 2006 - 24-32, 13-14 A10

**Coach:** Nick Restaino  
**Captains:** Greg Smith, Kevin Hoover, John  
 Mollicone

Date	Opponent	Score (Innings)
2/19	at Elon (DH)	L, 5-2/L, 22-2
2/20	at Elon	W, 8-7
2/24	at New Orleans (DH)	L, 12-11 (10)/ W, 8-2
2/26	at New Orleans	L, 4-3
3/5	Fairfield (DH)	W, 12-7/L, 10-1
3/7	Hofstra	L, 9-3
3/8	Manhattan	L, 10-7
3/10	at #18 Wichita State	L, 5-3
3/11	at #18 Wichita State	L, 8-4
3/12	at #18 Wichita State	L, 5-1
3/14	at #20 Miami (FL)	L, 6-0
3/15	at Fla. International	L, 8-5
3/17	at Bethune Cookman	L, 9-5
3/18	at Bethune Cookman	W, 1-0
3/19	at Bethune Cookman	W, 7-4
3/22	New York Tech	W, 8-2
3/24	Massachusetts*	W, 11-5
3/25	Massachusetts*	W, 2-0
3/26	Massachusetts*	W, 4-2
3/29	Stony Brook	L, 17-1
4/1	at Xavier* (DH)	W, 8-3/W, 4-1
4/2	at Xavier*	L, 5-1
4/4	at New York Tech	W, 8-7
4/5	Fairleigh Dickinson	W, 6-2
4/7	Temple*	W, 6-3
4/9	Temple* (DH)	W, 2-0/W, 6-2
4/11	Seton Hall	L, 9-5
4/12	at Fairfield	L, 12-6
4/14	Richmond*	L, 5-3 (10)
4/15	Richmond* (DH)	L, 7-2/W, 9-8
4/19	Columbia	L, 7-5 (12)
4/21	Saint Joseph's*	L, 8-5
4/22	Saint Joseph's*	L, 7-4
4/23	Saint Joseph's*	W, 8-1
4/25	Iona	L, 8-6
4/28	at Duquesne*	L, 10-6
4/29	at Duquesne*	L, 9-7
4/30	at Duquesne*	L, 9-4
5/2	LIU	W, 5-4
5/3	Manhattan	W, 8-6
5/5	at Rhode Island*	W, 11-2
5/6	at Rhode Island*	L, 10-5
5/7	at Rhode Island*	L, 6-1
5/12	Dayton*	W, 6-0
5/13	Dayton*	L, 8-6
5/14	Dayton*	W, 4-0
5/16	Fairleigh Dickinson	W, 7-5



James Sammut



## YEAR-BY-YEAR RESULTS

5/19 at Charlotte\* (DH) L, 5-3/L, 4-7  
5/20 at Charlotte\* L, 13-5  
\* - Atlantic 10 game

### 2007 - 35-22, 19-8 A10

**Coach:** Nick Restaino

**Captains:** John Mollicone, Javier Martinez, Eric Reese

Date	Opponent	Score (Innings)
2/23	at VCU	L, 1-0
2/24	at VCU (DH)	L, 7-6/L, 4-3
3/2	at #12 Miami (FL)	L, 14-8
3/3	at #12 Miami (FL)	L, 8-1
3/4	at #12 Miami (FL)	L, 10-9 (10)
3/10	vs. Pennsylvania#	W, 13-6
3/11	vs. Maine#	W, 5-4
3/13	vs. LIU#	W, 8-3
3/15	vs. Northern Illinois#	L, 13-12
3/16	vs. Northern Illinois#	W, 10-7
3/17	vs. NJIT#	W, 7-2
3/18	vs. Manhattan#	W, 5-1
3/21	New York Tech	W, 8-3
3/23	at George Washington*	L, 7-6 (10)
3/24	at George Washington*	W, 6-3 (11)
3/25	at George Washington*	W, 8-2
3/27	Marist	W, 6-5
3/28	Stony Brook	L, 4-0
3/30	at St. Bonaventure*	W, 9-0
3/31	at St. Bonaventure* (DH)	W, 12-1

4/3	at New York Tech	W, 5-1
4/5	Fairfield	W, 10-6
4/6	Duquesne*	L, 11-3
4/7	Duquesne* (DH)	W, 3-2/W, 4-2
4/10	NJIT	W, 6-0
4/11	at Seton Hall	L, 11-4
4/13	at Dayton*	L, 8-4
4/15	at Dayton* (DH)	W, 7-2/L, 3-1
4/17	at Hofstra	W, 8-7 (10)
4/18	Stony Brook	L, 7-6
4/20	Saint Louis*	W, 7-4
4/21	Saint Louis*	L, 6-4
4/22	Saint Louis*	L, 2-0
4/24	Iona	W, 15-4
4/27	at Richmond*	W, 16-10
4/28	at Richmond*	L, 13-6
4/29	at Richmond*	W, 12-4
5/1	at Manhattan	L, 7-5
5/4	Temple*	L, 9-8
5/5	Temple*	W, 6-5
5/6	Temple*	W, 21-5
5/11	Rhode Island*	W, 7-4
5/12	Rhode Island*	W, 7-5
5/13	Rhode Island*	W, 5-3
5/15	Fairleigh Dickinson (DH)	W, 8-7/W, 6-4 (7)

5/17 La Salle\* W, 2-1 (10)  
5/18 La Salle\* W, 5-4 (13)  
5/19 La Salle\* W, 3-0 (5 - rain shortened)  
5/24 vs. Richmond! W, 3-1  
5/25 vs. #20 Charlotte! L, 15-2  
5/25 vs. Richmond! W, 11-9  
5/26 vs. #20 Charlotte! L, 18-6  
\* - Atlantic 10 game  
# - Palm Beach Challenge (Palm Beach, Fla.)  
! - Atlantic 10 Championship (Fifth Third Field - Dayton, Ohio)

### 2008 - 29-24-1, 13-14 A10

**Coach:** Nick Restaino

**Captains:** Eric Reese, Tom Davis

Date	Opponent	Score (Innings)
2/22	at #9 Wichita State	L, 4-3
2/29	at UNC-Wilmington	L, 8-7
3/1	at UNC-Wilmington (DH)	L, 12-6/L, 16-0
3/2	at UNC-Wilmington	L, 9-4
3/5	Manhattan	W, 9-2
3/8	vs. Fairleigh Dickinson (DH)#	W, 25-10/W, 2-1
3/9	vs. Fairleigh Dickinson (DH)#	W, 9-6/W, 9-6 (7)
3/12	at Virginia Tech	W, 13-12
3/14	Fairfield	W, 9-6
3/15	Sacred Heart (DH)	W, 3-1/W, 8-1
3/18	New York Tech	W, 10-1
3/20	St. Bonaventure*	L, 4-0
3/21	St. Bonaventure*	L, 3-2 (12)
3/22	St. Bonaventure*	W, 9-7
3/25	at Marist	L, 15-4
3/26	Stony Brook	W, 10-8
3/28	at Saint Louis*	L, 10-8
3/29	at Saint Louis* (DH)	W, 7-6/L, 9-3
4/1	at New York Tech	L, 6-5
4/2	at Fairfield	W, 10-9 (13)
4/5	at Saint Joseph's* (DH)	W, 9-2/L, 6-4

4/6	at Saint Joseph's*	L, 6-3
4/8	at NJIT	W, 13-10
4/9	Seton Hall	L, 2-1
4/11	George Washington*	W, 3-0
4/12	George Washington*	L, 9-6
4/13	George Washington*	W, 6-4
4/15	at Rutgers	T, 8-8 (11)
4/16	at Columbia (DH)	W, 9-8 (8)/L, 2-1 (7)

4/18	at La Salle*	W, 7-2
4/19	at La Salle*	L, 14-10
4/20	at La Salle*	L, 3-2
4/22	Iona	W, 10-4
4/23	New York Tech	W, 13-12
4/25	at Temple*	W, 9-1
4/26	at Temple*	W, 9-5
4/27	at Temple*	W, 8-5
4/29	Hofstra	L, 9-4
5/2	Charlotte*	W, 10-0
5/3	Charlotte*	L, 7-1
5/4	Charlotte*	L, 10-2
5/10	Xavier* (DH)	W, 3-1/L, 12-2
5/11	Xavier*	L, 11-3
5/15	at Massachusetts*	L, 12-10
5/16	at Massachusetts*	W, 4-3
5/17	at Massachusetts*	W, 13-10

\* - Atlantic 10 game  
# - at Petersburg, Va.

### 2009 - 22-32, 16-11 A10

**Coach:** Nick Restaino

**Captains:** Angelo Ponte, J.P. Mack, Bobby DiNardo

Date	Opponent	Score (Innings)
2/20	at Florida Atlantic	L, 8-6
2/21	at Florida Atlantic	L, 11-5
2/22	at Florida Atlantic	W, 18-16
2/27	vs. Delaware!	L, 6-2
2/27	at Virginia	L, 6-2
2/28	at Virginia	L, 7-3
2/28	vs. Delaware!	L, 15-3
3/7	at VCU	L, 5-2
3/8	at VCU (DH)	L, 11-9/L, 5-3
3/11	New York Tech	W, 6-5
3/13	at Wofford	W, 12-10
3/15	at Wofford (DH)	L, 11-5/W, 8-1 (7)
3/18	at Liberty	L, 19-6
3/20	at Charlotte*	W, 13-1
3/21	at Charlotte*	L, 12-3
3/22	at Charlotte*	W, 8-5
3/25	at Stony Brook	L, 11-10
3/27	Massachusetts*	W, 6-5
3/28	Massachusetts* (DH)	W, 2-1/W, 3-2 (10)

3/31	at New York Tech	L, 9-2
4/1	Fairfield	L, 6-2
4/4	Saint Joseph's*	W, 9-4
4/5	Saint Joseph's* (DH)	L, 11-5/L, 6-5
4/7	Williams	L, 5-2
4/11	at Duquesne* (DH)	W, 10-2/L, 12-5
4/12	at Duquesne*	W, 9-8
4/14	Rutgers	L, 7-2
4/15	Columbia	L, 5-3
4/17	at Xavier*	L, 10-7

4/18	at Xavier* (DH)	L, 4-2/W, 6-5
4/21	Iona	W, 8-3
4/22	St. John's	L, 8-1
4/24	Dayton*	L, 5-3
4/25	Dayton*	L, 16-9
4/26	Dayton*	L, 11-9
4/28	at Manhattan	W, 15-12
5/1	at Rhode Island*	W, 6-4
5/2	at Rhode Island*	L, 5-2
5/3	at Rhode Island*	L, 7-6 (12)
5/8	Richmond*	W, 9-8
5/9	Richmond*	W, 13-2
5/10	Richmond*	W, 5-4
5/12	Sacred Heart	L, 15-8
5/14	Temple*	W, 15-6
5/15	Temple*	W, 8-6
5/16	Temple*	W, 7-5
5/20	vs. Massachusetts#	L, 5-4
5/20	vs. Charlotte#	L, 13-10

\* - Atlantic 10 game  
# - Atlantic 10 Championship (Fifth Third Field - Dayton, Ohio)  
! - at Charlottesville, Va.

### 2010 - 21-35, 15-12 A10

**Coach:** Nick Restaino

**Captains:** Angelo Ponte, J.P. Mack, Mike Mobbs

Date	Opponent	Score (Innings)
2/19	at Old Dominion	L, 8-2
2/20	at Old Dominion	L, 7-5
2/21	at Old Dominion	L, 11-5
2/26	at Duke	L, 5-4
2/27	at Duke	L, 11-4
2/28	at Duke	L, 8-3
3/5	New York Tech	W, 1-0 (11)
3/6	New York Tech	W, 5-2
3/7	at George Mason	Cancelled
3/9	Manhattan	L, 12-8
3/10	New York Tech	W, 7-5
3/13	vs. Pittsburgh!	L, 10-1
3/14	vs. Pittsburgh! (DH)	L, 13-0/L, 10-3
3/16	at #11 Miami (Fla.)	W, 4-3
3/17	at #11 Miami (Fla.)	L, 9-8
3/19	vs. Michigan\$	L, 8-6
3/20	vs. Michigan\$	L, 13-2/L, 20-0
3/24	Stony Brook	L, 7-6 (10)
3/27	at Richmond* (DH)	L, 10-7/W, 5-1
3/28	at Richmond*	W, 11-6
3/31	Fairfield	W, 13-6
4/1	Rhode Island*	L, 6-5 (15)
4/2	Rhode Island*	W, 13-2
4/3	Rhode Island*	L, 8-7
4/7	at New York Tech	L, 9-8
4/10	at St. Bonaventure* (DH)	L, 11-7/W, 9-1

4/11	at St. Bonaventure*	W, 5-4
4/13	at Rutgers	L, 7-3
4/16	Saint Louis*	W, 6-4
4/17	Saint Louis*	W, 4-3
4/18	Saint Louis*	L, 9-2
4/20	Iona	W, 12-9
4/21	at St. John's	L, 18-7
4/23	at Dayton*	L, 11-0
4/24	at Dayton*	W, 5-3 (10)
4/25	at Dayton*	L, 8-7
4/28	at Columbia (DH)	L, 6-3 (7)/L, 5-4
4/30	La Salle*	L, 6-2
5/1	La Salle*	W, 6-1
5/2	La Salle*	W, 12-5
5/4	Marist	L, 4-3
5/7	vs. Saint Joseph's*#	L, 9-6

5/8	vs. Saint Joseph's*#	W, 19-3
5/9	vs. Saint Joseph's*#	L, 5-4
5/14	at George Washington*	W, 11-4
5/15	at George Washington*	W, 12-8
5/16	at George Washington*	L, 12-5
5/18	at Seton Hall	Cancelled
5/20	Duquesne*	W, 6-3
5/21	Duquesne*	L, 14-2
5/22	Duquesne*	W, 9-3
5/26	vs. Saint Louis#	L, 16-11
5/26	vs. La Salle#	L, 10-8

\* - Atlantic 10 game  
! - West Palm Beach, Fla. (Dodgertown)  
\$ - Port St. Lucie, Fla. (Mets Training Facility)  
# - Atlantic 10 Championship (Campbell's Field - Camden, N.J.)

### 2011 - 31-23-1, 12-11-1 A10

**Coach:** Nick Restaino

**Captains:** Chris Walker, Max Krakowiak, Ryan David

Date	Opponent	Score (Innings)
2/18	at VCU	L, 6-3
2/19	at VCU	W, 6-4
2/20	at VCU	W, 3-1
2/26	vs. Iona^ (DH)	W, 3-1 (11)/W, 7-2
2/27	vs. Iona^	W, 10-9
3/2	Manhattan	W, 8-6
3/4	at Wake Forest	W, 5-3
3/5	vs. Radford#	L, 5-4
3/6	vs. Towson#	W, 16-9
3/8	New York Tech	W, 7-3
3/11	at Charleston Southern	L, 5-4
3/12	at Charleston Southern	L, 11-2
3/13	at Charleston Southern	W, 7-3
3/14	at Charleston Southern	W, 10-7 (12)
3/16	at Campbell	L, 5-2
3/18	at Seton Hall!	L, 7-3
3/19	vs. Stony Brook!	L, 13-2
3/20	vs. NJIT!	W, 7-6 (11)
3/22	Stony Brook	L, 13-1
3/25	at La Salle*	L, 2-1
3/26	at La Salle*	W, 5-3
3/27	at La Salle*	W, 7-1
3/29	at Fairfield	W, 3-0
4/2	Massachusetts	W, 6-5
4/3	Albany (DH)	L, 4-3/L, 6-4
4/6	at New York Tech	W, 12-7
4/8	St. Bonaventure*	L, 6-5
4/9	St. Bonaventure*	L, 6-2
4/10	St. Bonaventure*	W, 9-1
4/13	LIU	W, 3-2
4/15	George Washington*	W, 8-7
4/16	George Washington*	W, 5-4 (10)
4/17	George Washington*	W, 4-1
4/19	Iona	W, 9-5
4/22	at #28 Charlotte*	W, 2-1
4/23	at #28 Charlotte*	L, 6-5
4/24	at #28 Charlotte*	L, 8-3
4/27	Columbia (DH)	W, 6-3/W, 10-5
4/29	at Saint Louis*	L, 1-0
4/30	at Saint Louis*	W, 4-0
5/1	at Saint Louis*	L, 5-1
5/3	at Manhattan	L, 8-0
5/6	Saint Joseph's*	L, 9-5
5/7	Saint Joseph's*	W, 3-2
5/8	Saint Joseph's*	W, 7-4
5/13	at Massachusetts*	L, 5-4 (11)
5/14	at Massachusetts*	W, 12-6/T, 2-2 (7)
5/17	at Seton Hall	L, 9-2
5/19	Xavier*	L, 6-1
5/20	Xavier*	W, 3-2
5/21	Xavier*	L, 8-4 (14)

\* - Atlantic 10 game  
^ - at Asheville, N.C.  
# - at Winston-Salem, N.C.  
! - Rawlings Strike Out Cancer Tournament (South Orange, N.J.)

### 2012 - 22-34, 12-12 A10

**Coach:** Kevin Leighton

**Captains:** Jordan Grangard, Brian Kownacki, Ryan Maghini

Date	Opponent	Score (Innings)
2/17	at W. Carolina (DH)	L, 9-8/L, 6-1
2/18	at Western Carolina	L, 12-9
2/25	at Campbell (DH)	W, 7-6/L, 5-2
2/26	at Campbell	L, 9-0
2/28	Fairfield	W, 5-3
3/2	Quinnipiac (DH)	W, 3-2/L, 2-0 (7)
3/4	Hofstra (DH)	L, 7-2/W, 6-5 (7)
3/7	Albany	L, 7-6 (10)
3/9	at Florida International	L, 10-4



John Mollicone



Chris Walker





## YEAR-BY-YEAR RESULTS



Tim Swatek

3/10	at Florida International	W, 10-8
3/11	at Florida International	L, 9-2
3/13	at Florida Atlantic	L, 8-5
3/16	at Seton Hall	L, 5-0
3/17	vs. Maine!	W, 6-5
3/18	vs. Maine!	W, 3-2
3/20	Stony Brook	L, 11-2
3/21	Marist	L, 3-2
3/23	Massachusetts*	L, 5-4
3/24	Massachusetts*	W, 5-4 (10)
3/25	Massachusetts*	L, 3-1
3/28	LIU	W, 9-7
3/30	at St. Bonaventure*	L, 12-0
3/31	at St. Bonaventure*	W, 5-3 (12)
4/1	at St. Bonaventure*	W, 6-3
4/3	at Fairfield	L, 9-0
4/6	Temple*	W, 8-5
4/7	Temple* (DH)	W, 6-5/W, 9-2
4/10	at Rutgers	L, 15-4
4/11	at Manhattan	L, 6-5
4/13	at Dayton*	L, 4-3
4/15	at Dayton* (DH)	L, 11-5/W, 9-8
4/17	Iona	L, 5-3
4/18	at Hofstra	L, 14-9
4/20	La Salle*	W, 5-0
4/21	La Salle* (DH)	W, 3-1/L, 2-1 (12)
4/25	at Columbia (DH)	L, 6-1 (7)/ W, 4-2 (7)

4/27	at Xavier*	W, 5-3
4/28	at Xavier*	L, 2-1
4/29	at Xavier*	L, 4-3 (10)
5/1	Manhattan	L, 6-4
5/4	Rhode Island*	W, 7-1
5/5	Rhode Island*	L, 6-4
5/6	Rhode Island*	W, 7-5
5/12	at Boston College	W, 7-4
5/13	at Boston College	L, 15-3
5/17	at Richmond*	L, 10-2
5/18	at Richmond*	L, 8-5
5/19	at Richmond*	L, 3-2 (14)

\* - Atlantic 10 game  
! - Rawlings Strike Out Cancer Tournament (South Orange, N.J.)

## 2013 - 22-33, 8-16 A10

Coach: Kevin Leighton

Captains: none selected

Date	Opponent	Score (Innings)
2/22	vs. Michigan#	L, 9-1
2/23	vs. Michigan# (DH)	L, 10-2/W, 14-11
2/26	St. Peter's (DH)	W, 1-0 (7)/W, 4-2
3/1	Iona	W, 4-3
3/2	Lehigh	W, 8-4



Charles Galiano

3/3	Lehigh	L, 6-0
3/5	Wagner	W, 8-1
3/9	Stony Brook	L, 3-2
3/10	Stony Brook (DH)	L, 2-0 (9)/ W, 3-0 (7)

3/11	at Stony Brook	L, 3-2
3/13	New York Tech	W, 8-5
3/15	NJIT!	W, 8-3
3/17	Sacred Heart!	L, 9-1
3/17	Saint Peter's!	W, 8-5
3/20	Hofstra	L, 5-1
3/22	at La Salle*	L, 4-2
3/23	at La Salle*	L, 3-1
3/24	at La Salle*	L, 3-2
3/26	at Marist	L, 7-1
3/28	at Saint Joseph's*	L, 11-1
3/29	at Saint Joseph's*	L, 6-2
3/30	at Saint Joseph's*	W, 4-3
4/3	at Manhattan	L, 5-4
4/5	at Georgia State	L, 12-9
4/6	at Georgia State (DH)	L, 9-3/L, 5-3 (7)

4/7	at Georgia State	L, 5-2
4/9	Rutgers	W, 15-14
4/10	at Army	L, 8-2
4/12	Rhode Island*	L, 4-3
4/13	Rhode Island*	L, 4-3
4/14	Rhode Island*	L, 4-2
4/17	at Siena	L, 5-2
4/19	George Washington*	L, 9-0
4/20	George Washington*	W, 5-1
4/21	George Washington*	L, 5-2
4/24	Columbia (DH)	W, 5-4 (7)/W, 9-3 (7)
4/26	at Butler*	L, 7-2
4/27	at Butler*	L, 8-7 (11)
4/28	at Butler*	L, 4-1
4/30	Manhattan	W, 18-12
5/3	at Massachusetts*	W, 12-5
5/4	at Massachusetts*	W, 2-1
5/5	at Massachusetts*	W, 11-9 (15)
5/10	Richmond*	L, 9-8
5/11	Richmond*	W, 2-1 (12)
5/12	Richmond*	L, 6-2
5/16	St. Bonaventure (DH)*	W, 5-3/W, 5-3
5/17	St. Bonaventure*	L, 9-1

\* - Atlantic 10 game

! - Frankie Frisch Invitational (Bronx, N.Y.)

# - at Port St. Lucie, Fla.

## 2014 - 24-30, 13-14 A10

Coach: Kevin Leighton

Captains: Tim Swatek, Ryan Phelan

Date	Opponent	Score (Innings)
2/21	at Wofford!	L, 5-3
2/22	vs. Presbyterian!	L, 3-1
2/23	vs. Pittsburgh!	W, 9-2
3/1	vs. Delaware\$ (DH)	L, 3-1/W, 5-3 (7)
3/2	vs. Delaware\$	W, 7-5
3/4	Wagner	Cancelled
3/8	at Stony Brook (DH)	L, 6-0/L, 10-0 (7)
3/9	at Stony Brook	L, 10-9 (14)
3/11	New York Tech (DH)	W, 7-6 (7)/ W, 11-8 (7)

3/12	Iona	Cancelled
3/15	Sacred Heart (DH)	L, 4-2/L, 6-0
3/16	Sacred Heart	W, 7-6
3/18	Quinnipiac	W, 8-6
3/19	at Hofstra	L, 11-4
3/21	at George Mason*	L, 7-4
3/22	at George Mason*	L, 6-0
3/23	at George Mason*	W, 8-5
3/25	Marist	L, 9-0
3/28	Dayton*	L, 6-3
3/29	Dayton*	W, 6-3
3/30	Dayton*	W, 5-4
4/1	at Albany	W, 8-2
4/2	at Manhattan	L, 6-2
4/4	at Rhode Island*	L, 8-6
4/5	at Rhode Island*	W, 3-0
4/6	at Rhode Island*	L, 2-0
4/8	at Rutgers@	L, 13-3
4/9	Army	W, 5-4
4/11	Saint Joseph's*	L, 13-1
4/12	Saint Joseph's*	L, 17-1
4/13	Saint Joseph's*	L, 4-3
4/15	Iona	Cancelled
4/16	Siena	L, 4-0
4/18	at St. Bonaventure*	W, 8-1
4/19	at St. Bonaventure*	W, 15-8
4/20	at St. Bonaventure*	W, 14-8
4/22	Fairfield	W, 5-4
4/23	at Columbia	L, 7-5
4/25	Massachusetts*	W, 10-5
4/26	Massachusetts*	W, 5-3



Greg Weissert

4/27	Massachusetts*	L, 4-1
5/2	La Salle*	W, 6-2
5/3	La Salle*	W, 13-0
5/4	La Salle*	L, 10-9
5/9	at Saint Louis*	L, 11-1
5/10	at Saint Louis*	L, 7-4
5/11	at Saint Louis*	L, 6-1
5/15	VCU* (DH)	W, 6-3/W, 12/6
5/17	VCU*	L, 5-2
5/21	vs. Saint Joseph's^	L, 9-4
5/22	vs. Dayton*&	W, 4-3 (10)
5/22	vs. Saint Louis^	L, 12-2

! - Wofford Tournament (Spartanburg, S.C.)

# - at USC Upstate

\$ - at Harford County CC (Bel Air, Md.)

@ - at FirstEnergy Park (Lakewood, N.J.)

^ - Atlantic 10 Championship (St. Louis, Mo.)

&amp; - at SIU-Edwardsville

\* - Atlantic 10 game

## 2015 - 22-32, 13-11 A10

Coach: Kevin Leighton

Captains: Jordan Gajdos, Ryan Carroll

Date	Opponent	Score (Innings)
2/13	at Georgia State	L, 11-3
2/14	at Georgia Tech (DH)	W, 9-4/L, 7-5
2/20	at Florida Gulf Coast	L, 2-0
2/21	vs. #26 Illinois!	L, 7-6
2/22	at Florida Gulf Coast	L, 15-8
2/27	at #29/RV USC	L, 3-2
2/28	at #29/RV USC	L, 4-3
3/1	at #29/RV USC	L, 1-0
3/8	at Stony Brook (DH)	L, 6-1/W, 9-6
3/10	Manhattan	W, 6-1
3/13	Sacred Heart	W, 9-1
3/14	Sacred Heart	L, 6-4
3/15	Delaware	L, 7-3
3/17	UMass Lowell	W, 6-5
3/18	Hofstra	W, 7-6
3/22	New York Tech (DH)	W, 3-2 (7)/ W, 11-5

! - First Pitch Invitational (Greenville, S.C.)

\$ - at Harford County CC (Bel Air, Md.)

@ - at FirstEnergy Park (Lakewood, N.J.)

^ - Atlantic 10 Championship (Bronx, N.Y.)

Date	Opponent	Score (Innings)
2/18	at Houston Baptist (DH)	W, 4-3/ L, 13-5
2/19	at Houston Baptist	L, 7-6
2/24	at #21 Long Beach St.	L, 6-0
2/25	at #21 Long Beach St.	L, 8-4
2/26	at #21 Long Beach St.	L, 7-1
3/3	vs. Canisius#	L, 5-3
3/4	vs. Canisius (DH)#	W, 6-5/L, 4-0 (7)
3/5	vs. Canisius#	L, 2-1 (10)
3/8	Manhattan (DH)	W, 8-4/L, 4-2 (7)
3/17	Sacred Heart (DH)	W, 1-0/W, 2-1 (7)
3/19	Sacred Heart	W, 8-1
3/21	Iona	W, 10-3
3/24	at George Mason*	L, 2-0
3/25	at George Mason*	L, 8-4
3/26	at George Mason*	W, 6-5
3/29	Albany	W, 7-3
4/1	La Salle*	L, 7-6 (10)
4/2	La Salle (DH)*	W, 5-2/W, 4-3 (10)
4/5	Saint Peter's (DH)	W, 5-2 (7)/ W, 7-5 (7)

5/16	at Dayton*	L, 8-7
5/20	vs. Rhode Island\$	L, 7-3
5/20	at George Washington\$	L, 11-5

\* - Atlantic 10 contest

! - at FGCU

^ - at Captains Park (Newport News, Va.)

# - at Dutchess Stadium (Fishkill, N.Y.)

\$ - Atlantic 10 Championship (Arlington, Va.)

## 2016 - 29-29, 15-12 A10

Coach: Kevin Leighton

Captains: Joey Runco, Jimmy Murphy

Date	Opponent	Score (Innings)
2/19	at Furman!	W, 5-2
2/20	vs. Presbyterian!	L, 7-1
2/21	vs. Michigan St.!	L, 7-2
2/26	vs. Canisius#	L, 5-4
2/27	vs. Canisius (DH)#	L, 5-4/W, 5-2
2/28	vs. Canisius#	W, 8-5
3/4	at #6 LSU	L, 12-1
3/5	at #6 LSU (DH)	L, 15-1/L, 10-7
3/8	Manhattan	W, 12-3
3/11	Villanova	L, 11-3
3/12	Saint Peter's	L, 2-0
3/13	Stony Brook	W, 6-1
3/15	at Sacred Heart	L, 2-1
3/16	at Hofstra	W, 7-6
3/18	Wagner	L, 2-0
3/19	at Wagner (DH)	W, 6-5 (8)/ W, 4-3 (11)
3/23	at NYIT	L, 5-4
3/25	at NJIT (DH)	W, 10-4 (7)/L, 3-2 (7)
3/26	NJIT (DH)	W, 2-0/W, 3-1 (7)
3/30	at Albany	W, 9-3
4/1	Richmond*	W, 1-0
4/2	Richmond* (DH)	W, 7-3/L, 7-6
4/6	at Rutgers	L, 5-0
4/8	at La Salle*	L, 16-4
4/10	at La Salle* (DH)	W, 9-0/W, 6-2
4/12	Iona	W, 19-2
4/13	Siena	L, 4-2
4/15	Rhode Island*	L, 3-1
4/16	Rhode Island*	W, 8-0
4/17	Rhode Island*	W, 4-2
4/19	Fairfield	L, 8-5
4/20	at Columbia	W, 4-1
4/23	at Davidson* (DH)	L, 5-0/W, 9-3
4/24	at Davidson*	W, 7-4
4/26	at Manhattan\$	L, 7-5
4/29	at Massachusetts*	L, 8-1
4/30	at Massachusetts* (DH)	L, 8-7/ W, 5-0
5/6	George Washington*	W, 7-2
5/7	George Washington*	W, 3-1
5/8	George Washington*	W, 8-7
5/13	at Saint Joseph's*	L, 7-6
5/14	at Saint Joseph's*	L, 14-3
5/15	at Saint Joseph's*	L, 10-0
5/19	Dayton* (DH)	W, 4-2/W, 8-2
5/20	Dayton*	L, 2-1
5/25	vs. Saint Louis^	W, 9-7
5/26	vs. Rhode Island^	L, 10-1
5/26	vs. Saint Joseph's^	L, 7-6

! - First Pitch Invitational (Greenville, S.C.)

\$ - at Dutchess Stadium - Fishkill, N.Y.

^ - Atlantic 10 Championship (Bronx, N.Y.)

## 2017 - 27-24, 11-12 A10

Coach: Kevin Leighton

Captains: Jimmy Murphy, Pat Gardner

Date	Opponent	Score (Innings)
2/18	at Houston Baptist (DH)	W, 4-3/ L, 13-5
2/19	at Houston Baptist	L, 7-6
2/24	at #21 Long Beach St.	L, 6-0
2/25	at #21 Long Beach St.	L, 8-4
2/26	at #21 Long Beach St.	L, 7-1
3/3	vs. Canisius#	L, 5-3
3/4	vs. Canisius (DH)#	W, 6-5/L, 4-0 (7)
3/5	vs. Canisius#	L, 2-1 (10)
3/8	Manhattan (DH)	W, 8-4/L, 4-2 (7)
3/17	Sacred Heart (DH)	W, 1-0/W, 2-1 (7)
3/19	Sacred Heart	W, 8-1
3/21	Iona	W, 10-3
3/24	at George Mason*	L, 2-0
3/25	at George Mason*	L, 8-4
3/26	at George Mason*	W, 6-5
3/29	Albany	W, 7-3
4/1	La Salle*	L, 7-6 (10)
4/2	La Salle (DH)*	W, 5-2/W, 4-3 (10)
4/5	Saint Peter's (DH)	W, 5-2 (7)/ W, 7-5 (7)



## YEAR-BY-YEAR RESULTS



**Anthony DiMeglio**

4/9	at Saint Louis (DH)*	L, 10-0/W, 7-1
4/11	at Siena	W, 11-3
4/13	Saint Joseph's*	W, 4-3
4/14	Saint Joseph's*	W, 5-0
4/15	Saint Joseph's*	W, 2-1
4/18	at Fairfield	L, 6-3
4/19	Columbia	L, 6-1
4/21	VCU*	L, 3-2
4/22	VCU*	L, 3-0
4/23	VCU*	L, 4-3 (10)
4/26	Yale	L, 8-4
4/28	at Rhode Island*	L, 7-2
4/29	at Rhode Island*	L, 5-3
4/30	at Rhode Island*	L, 7-3 (14)
5/2	at Hofstra	W, 7-4
5/6	LIU Brooklyn	W, 5-3
5/7	LIU Brooklyn (DH)	W, 11-7 (7)/ W, 5-2
5/12	Massachusetts (DH)*	L, 3-0/W, 10-2
5/14	Massachusetts*	W, 5-4 (10)
5/16	Iona	W, 8-7
5/18	at St. Bonaventure*	W, 2-1
5/19	at St. Bonaventure*	L, 7-6
5/20	at St. Bonaventure*	W, 8-5

### 2018 - 35-19-1, 16-8 A10

**Coach:** Kevin Leighton

**Captain:** Ben Greenberg

Date	Opponent	Score (Innings)
2/16	vs. Evansville!	L, 9-8 (10)
2/17	at Wofford!	W, 2-1
2/18	at USC Upstate!	T, 4-4 (10)
2/21	Army West Point	W, 3-2
2/23	at South Florida	W, 2-0
2/24	at South Florida	L, 3-2
2/25	at South Florida	L, 13-4
3/3	at James Madison (DH)	W, 5-3/ W, 14-6
3/4	at James Madison	L, 7-6
3/6	LIU Brooklyn	W, 3-2 (10)
3/10	vs. Coppin State# (DH)	W, 10-8/ W, 4-1 (7)
3/14	Wagner	L, 10-7 (10)
3/17	Cornell (DH)	W, 4-3 (10)/L, 4-3 (10)
3/18	Cornell	W, 5-3
3/23	at Davidson*	L, 5-4
3/24	at Davidson*	W, 5-2
3/25	at Davidson*	W, 5-4
3/27	Saint Peter's	W, 18-0
3/30	Manhattan	W, 8-3
3/31	Manhattan (DH)	L, 2-0/W, 9-1
4/4	Saint Peter's	W, 29-1
4/6	Rhode Island*	L, 6-2
4/7	Rhode Island*	W, 4-0
4/8	Rhode Island*	W, 5-3
4/11	Siena (DH)	W, 8-7 (8)/L, 5-3 (7)
4/13	at La Salle*	L, 6-5
4/14	at La Salle* (DH)	W, 4-3/W, 12-8
4/17	Fairfield	W, 4-3
4/18	at Columbia	L, 10-1
4/20	George Washington*	L, 5-3 (11)
4/21	George Washington*	W, 7-2
4/22	George Washington*	L, 7-2
4/24	at Yale	W, 4-3
4/27	at Saint Joseph's*	W, 11-1
4/28	at Saint Joseph's*	W, 8-7 (11)
4/29	at Saint Joseph's*	W, 4-1
5/1	Hofstra	W, 1-0 (11)
5/4	Dayton*	L, 4-1
5/5	Dayton*	W, 10-3

5/6	Dayton*	W, 3-1
5/11	at Massachusetts* (DH)	W, 3-0/ W, 4-1
5/13	at Massachusetts*	W, 10-8
5/17	Richmond* (DH)	W, 11-0/L, 1-0 (10)
5/18	Richmond*	L, 8-2
5/23	vs. VCU%	W, 3-2
5/24	vs. George Mason%	L, 4-0
5/24	vs. George Washington%	L, 5-0

### 2019 - 38-24, 15-9 A10

**Atlantic 10 Champions**

**Coach:** Kevin Leighton

**Captains:** none selected

Date	Opponent	Score (Innings)
2/15	at Texas A&M	L, 4-0
2/16	at Texas A&M	L, 19-6
2/17	at Texas A&M	L, 3-1
2/22	at North Florida	L, 4-3 (12)
2/23	at North Florida (DH)	W, 8-5/ L, 7-4 (7)
2/24	at North Florida	W, 8-6
3/1	at Maryland Eastern Shore	W, 7-2
3/2	at Maryland Eastern Shore	L, 6-4 (7)/ W, 4-1 (7)
3/3	at Maryland Eastern Shore	W, 2-1
3/8	Iona	W, 9-2
3/9	Iona	W, 5-1
3/9	Hofstra	W, 4-3
3/10	Hofstra	W, 4-3
3/12	Sacred Heart	W, 12-3
3/13	Wagner	L, 3-2
3/15	at Towson	L, 8-0
3/16	vs. Cornell#	L, 1-0
3/17	at Towson	W, 6-1
3/20	Manhattan	W, 9-0
3/22	St. Bonaventure*	W, 8-2
3/23	St. Bonaventure*	W, 8-1
3/24	St. Bonaventure*	L, 1-0
3/27	at Sacred Heart	W, 8-2
3/29	at Rhode Island*	W, 2-0
3/30	at Rhode Island*	L, 5-3
3/31	at Rhode Island*	L, 9-8 (12)
4/3	Siena	W, 5-4 (10)
4/5	Saint Joseph's*	W, 2-0
4/6	Saint Joseph's*	W, 4-3
4/7	Saint Joseph's*	W, 6-0
4/9	Columbia	W, 3-2 (11)
4/10	at Siena	L, 12-0
4/12	at VCU*	L, 3-0
4/13	at VCU*	W, 11-1
4/14	at VCU*	L, 8-3
4/16	at Fairfield	L, 6-5
4/18	Saint Louis*	L, 7-4/W, 3-1
4/19	Saint Louis*	L, 4-1
4/23	at Fairleigh Dickinson	W, 22-10 (8)
4/24	at Saint Peter's	W, 8-5 (10)
4/27	at UMass Lowell (DH)	W, 9-2/ L, 8-2 (7)
4/28	at UMass Lowell	L, 3-2 (10)
4/30	at Albany	W, 7-5 (10)
5/3	at George Mason*	W, 3-2 (10)
5/4	at George Mason*	L, 3-2/W, 2-1
5/10	La Salle*	W, 11-1
5/11	La Salle*	W, 5-0/W, 7-2
5/16	at Dayton*	L, 17-4
5/17	at Dayton*	W, 4-3



**Alvin Melendez**

5/18	at Dayton*	W, 8-4
5/22	vs. Richmond\$	W, 7-6 (10)
5/23	vs. VCU\$	W, 2-1
5/24	vs. Dayton\$	W, 4-2
5/25	vs. Dayton\$	W, 4-3 (12)
5/31	at #15 West Virginia!	L, 6-2
6/1	vs. Texas A&M!	L, 11-2

### 2020 - 10-6, 0-0 A10

**Coach:** Kevin Leighton

**Captains:** none selected

Date	Opponent	Score (Innings)
2/14	at Florida International	L, 20-7
2/15	at Florida International	L, 8-0 (7)
2/16	at Florida International	L, 18-2
2/19	LIU	W, 3-0
2/21	vs. Cal St. Northridge#	L, 12-5
2/22	at Grand Canyon	L, 6-3
2/23	at Grand Canyon	L, 4-3
2/26	Sacred Heart	W, 5-4 (13)
2/28	at Furman	W, 5-1
2/29	at Furman	W, 8-3
3/1	at Furman	W, 11-3
3/4	NJIT	W, 3-1
3/7	Iona	W, 5-1
3/8	Iona (DH)	W, 16-2/W, 11-0
3/11	Wagner	W, 11-5
3/13	St. John's	Cancelled
3/14	at St. John's	Cancelled
3/15	at St. John's	Cancelled
3/18	at Cal Baptist	Cancelled
3/20	at UC Santa Barbara	Cancelled
3/21	at UC Santa Barbara	Cancelled
3/22	at UC Santa Barbara	Cancelled
3/24	at Sacred Heart	Cancelled
3/25	Manhattan	Cancelled
3/27	Rhode Island*	Cancelled
3/28	Rhode Island*	Cancelled
3/29	Rhode Island*	Cancelled
3/31	Siena	Cancelled
4/3	at Saint Louis*	Cancelled
4/4	at Saint Louis*	Cancelled
4/5	at Saint Louis*	Cancelled
4/7	at Siena	Cancelled
4/9	at Saint Joseph's*	Cancelled
4/10	at Saint Joseph's*	Cancelled
4/11	at Saint Joseph's*	Cancelled
4/14	Fairfield	Cancelled
4/17	George Washington*	Cancelled
4/18	George Washington*	Cancelled
4/19	George Washington*	Cancelled
4/22	at Columbia	Cancelled
4/24	at La Salle*	Cancelled
4/25	at La Salle*	Cancelled
4/26	at La Salle*	Cancelled
4/28	Albany	Cancelled
5/1	Davidson*	Cancelled
5/2	Davidson*	Cancelled
5/3	Davidson*	Cancelled
5/8	at Richmond*	Cancelled
5/9	at Richmond*	Cancelled
5/10	at Richmond*	Cancelled
5/14	Massachusetts*	Cancelled
5/15	Massachusetts*	Cancelled
5/16	Massachusetts*	Cancelled

### 2021 - 24-19, 11-9 A10

**Coach:** Kevin Leighton

**Captains:** none selected

Date	Opponent	Score (Innings)
3/6	NJIT	W, 5-3
3/7	NJIT (DH)	W, 5-4 (11)/W, 8-2 (7)
3/9	at Stony Brook	W, 9-7
3/10	Sacred Heart	W, 10-0
3/12	Fairleigh Dickinson	W, 9-0
3/13	Fairleigh Dickinson	L, 4-2 (16)
3/14	Fairleigh Dickinson	W, 6-2
3/19	at St. John's	L, 4-1
3/20	St. John's (DH)	W, 7-6 (13)/L, 4-3 (7)
3/21	at St. John's	W, 7-6 (10)
3/24	at Sacred Heart	L, 10-4
3/27	at Delaware (DH)	W, 15-2/W, 8-1
3/31	Seton Hall	L, 4-3
4/1	at Seton Hall	L, 11-4
4/3	at Seton Hall	W, 1-0

4/9	St. Bonaventure* (DH)	L, 7-4/ W, 4-1 (7)
4/10	St. Bonaventure* (DH)	W, 3-0 (7)/ W, 7-5
4/13	Army West Point	W, 3-2
4/17	at Towson (DH)	L, 3-2/L, 5-3
4/20	at Army West Point	L, 8-2
4/23	at Saint Joseph's*	L, 13-3 (8)
4/24	at Saint Joseph's* (DH)	W, 3-1 (7)/ L, 11-1 (7)
4/25	at Saint Joseph's*	W, 3-2 (10)
4/30	Massachusetts*	L, 4-2
5/1	Massachusetts* (DH)	W, 5-3 (7)/ L, 8-3 (7)
5/2	Massachusetts*	W, 11-1 (8)
5/5	Army West Point	L, 11-8 (10)
5/14	La Salle*	L, 14-2 (8)
5/15	La Salle* (DH)	W, 4-2 (7)/L, 8-4 (7)
5/16	La Salle*	L, 9-5
5/20	at St. Bonaventure*	W, 11-10 (10)
5/21	at St. Bonaventure* (DH)	W, 2-1 (7)/ L, 12-11 (10)
5/22	at St. Bonaventure*	W, 14-12

### 2022 - 16-36, 9-15 A10

**Coach:** Kevin Leighton

**Captains:** none selected

Date	Opponent	Score (Innings)
2/18	at Texas A&M	L, 13-1
2/19	at Texas A&M	L, 5-3
2/20	at Texas A&M	L, 5-4
2/23	Sacred Heart	W, 19-0
2/25	at Virginia Tech	L, 12-0
2/26	at Virginia Tech	L, 8-2
2/27	at Virginia Tech	L, 7-3
3/2	Manhattan	W, 9-6
3/4	at Florida Atlantic	L, 9-5
3/5	at Florida Atlantic	L, 15-10
3/6	at Florida Atlantic	L, 10-3
3/11	LIU	L, 9-4
3/11	Yale	L, 11-2
3/16	Wagner	L, 19-11
3/18	Marist	L, 10-4
3/19	Marist	L, 17-7
3/20	Marist	L, 2-0
3/22	Siena	W, 11-6
3/25	Monmouth	W, 10-9
3/26	Monmouth	W, 8-5
3/27	at Monmouth	L, 3-2
4/1	Saint Louis*	L, 2-1
4/2	Saint Louis* (DH)	W, 4-3/L, 7-4
4/5	at Siena	L, 12-7
4/8	at Massachusetts*	L, 8-5
4/10	at Massachusetts* (DH)	L, 7-5/L, 8-7
4/12	at Columbia	L, 16-3
4/14	Dayton*	L, 10-4
4/15	Dayton*	W, 6-2
4/16	Dayton*	W, 8-2
4/20	Fairfield	L, 6-5
4/22	at George Mason*	W, 11-10
4/23	at George Mason*	L, 8-7
4/24	at George Mason*	L, 15-1
4/26	Iona	W, 9-5
4/27	at Fairleigh Dickinson	W, 9-4
4/29	Saint Joseph's*	L, 16-9
4/30	Saint Joseph's*	L, 4-2
5/1	Saint Joseph's*	W, 7-3
5/3	NJIT	L, 7-3 (13)
5/6	at Rhode Island* (DH)	W, 5-4/L, 10-6
5/8	at Rhode Island*	L, 11-7
5/13	St. Bonaventure*	W, 7-2



**Zach Selinger**





## YEAR-BY-YEAR RESULTS

5/14 St. Bonaventure\* W, 11-7  
5/15 St. Bonaventure\* W, 6-2  
5/17 at Villanova L, 8-0  
5/19 at VCU\* L, 17-1  
5/20 at VCU\* L, 4-2  
5/21 at VCU\* L, 12-5  
\*-Atlantic 10 game

## 2023 - 19-36, 7-17 A10

Coach: Kevin Leighton

Captains: none selected

Date	Opponent	Score (Innings)
2/17	at Dallas Baptist	L, 8-0
2/18	at Dallas Baptist	L, 19-5
2/19	at Dallas Baptist	L, 13-1 (7)
2/24	at Old Dominion	L, 10-6
2/26	at Old Dominion (DH)	L, 11-3/L, 19-1
3/3	at North Florida	L, 13-7
3/4	at North Florida (DH)	L, 7-6/ L, 6-5 (10)
3/5	at North Florida	L, 8-4
3/7	Stony Brook	L, 8-4
3/8	Saint Peter's	L, 11-0
3/10	Quinnipiac	W, 3-2 (10)
3/11	Quinnipiac	W, 6-4
3/12	Quinnipiac	L, 3-2
3/15	at Wagner	W, 10-7
3/16	Lafayette	W, 11-1
3/17	Fairfield	L, 9-4
3/18	Fairfield (DH)	W, 7-6/L, 5-0
3/21	Siena	W, 15-6
3/24	at Seton Hall (DH)	W, 6-5 (7)/W, 9-6
3/26	Seton Hall	W, 11-8
3/28	Hartford	W, 5-3
3/31	at Davidson*	L, 7-5
4/1	at Davidson*	L, 23-7
4/2	at Davidson*	W, 6-4
4/4	at Siena	L, 11-3
4/6	Rhode Island*	L, 5-4
4/7	Rhode Island*	L, 9-6 (12)
4/8	Rhode Island*	W, 1-0
4/12	Columbia	L, 16-9
4/14	George Washington*	W, 15-14
4/15	George Washington*	L, 9-4
4/16	George Washington*	L, 9-2
418	at Sacred Heart	W, 9-7
4/21	at Richmond*	L, 15-8
4/22	at Richmond*	W, 12-9
4/23	at Richmond*	L, 7-4
4/25	at Marist	L, 11-2
4/28	at Saint Joseph's*	L, 2-1
4/29	at Saint Joseph's*	L, 23-10
4/30	at Saint Joseph's*	L, 7-1
5/2	NJIT	L, 5-1
5/5	George Mason*	W, 2-1
5/6	George Mason*	L, 10-5
5/7	George Mason*	L, 11-10
5/12	Massachusetts*	L, 9-3
5/13	Massachusetts*	W, 5-2
5/14	Massachusetts*	W, 12-5
5/16	at Manhattan	L, 13-12 (13)
5/18	at Saint Louis*	L, 9-2
5/19	at Saint Louis*	L, 8-6

5/20 at Saint Louis\* L, 14-4  
\*- Atlantic 10 game

## 2024 - 19-33, 10-14 A10

Coach: Kevin Leighton

Captains: Ryan Thiesse, Trey Maeker, Connor Haywood, Tommy McAndrews

Date	Opponent	Score (Innings)
2/16	at #1 Wake Forest	L, 9-3
2/17	vs. Akron!	L, 14-7
2/18	vs. Illinois!	L, 9-1
2/23	vs. Army West Point@	W, 9-7
2/24	vs. Maine@	L, 16-2 (7)
2/25	at Stetson	L, 9-1
2/28	Saint Peter's	W, 13-8
3/2	at Wofford (DH)	L, 6-3/L, 29-3
3/3	at Wofford	L, 13-2
3/6	Marist	L, 4-1
3/8	at William & Mary (DH)	L, 5-0/L, 10-6
3/10	at William & Mary	W, 17-7
3/13	Wagner	W, 10-1
3/15	at Army West Point	W, 7-5
3/16	at Fairfield	L, 10-8
3/17	Army West Point	W, 4-2
3/17	Fairfield	L, 13-3 (7)
3/20	Hofstra	W, 10-8
3/22	at St. John's	L, 9-0
3/24	St. John's	W, 2-1
3/25	at St. John's	L, 8-2
3/27	at Stony Brook	L, 14-3
3/29	at Dayton*	W, 12-2
3/30	at Dayton*	L, 12-6
3/31	at Dayton*	L, 6-5 (10)
4/5	Richmond*	W, 5-2
4/6	Richmond*	W, 12-2
4/7	Richmond*	L, 6-2
4/10	at Columbia	L, 14-2
4/13	at Massachusetts* (DH)	W, 7-6/L, 7-5
4/14	at Massachusetts*	W, 6-5
4/16	Sacred Heart	W, 2-1
4/19	Saint Louis*	L, 6-1
4/20	Saint Louis*	W, 8-4
4/21	Saint Louis*	W, 5-4
4/24	Fairleigh Dickinson	L, 6-4
4/26	at Rhode Island*	W, 8-4
4/27	at Rhode Island*	W, 10-8
4/28	at Rhode Island*	L, 6-4
4/30	Manhattan	L, 6-3
5/3	Saint Joseph's*	W, 8-6
5/4	Saint Joseph's*	L, 6-1
5/5	Saint Joseph's*	L, 7-1
5/10	VCU*	L, 4-0
5/11	VCU*	L, 4-3
5/12	VCU*	L, 8-3
5/16	at St. Bonaventure*	L, 5-3
5/17	at St. Bonaventure*	L, 4-3
5/18	at St. Bonaventure*	L, 6-5

DH - doubleheader

\*- Atlantic 10 game

! - at Winston Salem, N.C.

@ - at Deland, Fla.

## 2025 - 25-33, 15-15 A10

Coach: Kevin Leighton

Captains: Connor Haywood, Tommy McAndrews, Gannon Brady, Daniel Bucciero, Andrew Kanellis

Date	Opponent	Score (Innings)
2/14	at #13/15 N.C. State	L, 11-1 (8)
2/15	at #13/15 N.C. State	L, 12-2 (7)
2/16	at #13/15 N.C. State	L, 19-6 (7)
2/21	vs. Harvard#	W, 14-10
2/22	vs. Indiana#	L, 15-2
2/23	vs. Northwestern# (DH)	L, 2-1 (7/ L, 9-3 W, 18-10)
2/26	Iona	L, 5-2
2/28	at FAU	L, 11-1
3/1	at FAU	L, 6-5
3/4	Stony Brook	L, 14-2
3/7	Army West Point	W, 9-2
3/8	at Army West Point	W, 12-2
3/9	Army West Point	L, 8-2
3/12	Navy	L, 11-7
3/14	at George Washington*	W, 3-2
3/15	at George Washington*	W, 7-3
3/16	at George Washington*	L, 3-2
3/18	Maine	W, 9-6
3/19	at Hofstra	W, 5-2
3/21	Massachusetts*	W, 6-0
3/22	Massachusetts*	W, 10-9
3/23	Massachusetts*	L, 3-2 (11)
3/26	at Wagner	W, 6-4 (11)
3/28	at Richmond*	W, 13-9
3/29	at Richmond*	W, 15-11
3/30	at Richmond*	W, 21-18
4/1	Monmouth	W, 5-2
4/4	Davidson* (DH)	L, 10-5/L, 17-6
4/5	Davidson*	L, 12-1 (8)
4/9	Columbia	L, 7-3
4/12	at Saint Joseph's*	L, 12-4
4/13	at Saint Joseph's* (DH)	L, 5-2/L, 11-10
4/15	FDU	W, 16-6
4/17	St. Bonaventure*	W, 11-4
4/18	St. Bonaventure*	W, 5-4
4/19	St. Bonaventure*	W, 7-5
4/22	at Fairfield	L, 11-7
4/23	Manhattan	W, 5-4
4/25	at VCU*	L, 8-5
4/26	at VCU*	W, 11-1
4/27	at VCU*	L, 9-0
4/29	at Sacred Heart	L, 5-4
5/2	Rhode Island*	L, 8-3
5/3	Rhode Island*	L, 15-4
5/4	Rhode Island*	L, 8-7
5/9	Dayton*	W, 6-5 (10)
5/10	Dayton*	W, 6-4
5/11	Dayton*	L, 8-3
5/13	at Marist	L, 7-4
5/15	at George Mason*	L, 8-6
5/16	at George Mason*	W, 13-3
5/17	at George Mason*	W, 5-2
5/20	vs. Saint Louis!	L, 10-2
5/22	vs. Dayton!	L, 9-2

\*- Atlantic 10 contest

# - at Cary, N.C.


! - Atlantic 10 Championship (Tysons, Va.)




Cian Sahler



Daniel Bucciero



Andrew Kanellis





## CHAMPIONSHIPS & AWARDS

### Conference Championships

*Atlantic 10*  
1998, 2019

*Patriot League*  
1991, 1992, 1993

*MAAC*  
1987, 1988, 1990

*ECAC*  
1987, 1988, 1990, 1993

*Metropolitan*  
1936, 1937, 1942, 1978

### Academic All-Americans

John Burik - 1971  
Ricky Buoncore - 1977  
Steve Forlano - 1981  
Joe Pareres - 1981, 1982  
Anthony Stringer - 1995

### Academic All-District

Mike D'Auria- 1997  
Joe Ciccone - 2003  
Kurt Thomas - 2004  
Eric Reese - 2008  
Joey Runco - 2015  
Matthew Kozuch - 2015  
Ryan McNally - 2016  
Matthew Kozuch - 2017  
Billy Godrick - 2019  
C.J. Vazquez - 2021  
Peter DeMaria - 2023  
Ryan Thiesse - 2023  
Gannon Brady - 2024  
Daniel Bucciero - 2024  
Tommy McAndrews - 2024  
Andres Perez 2024  
Ryan Thiesse - 2024

### All-Americans

1975  
Tony Laura  
District 2

1987  
Pete Harnisch  
ABCA/Rawlings Third Team

1989  
Ray Montgomery  
ABCA/Rawlings Second Team

1990  
Ray Montgomery  
ABCA/Rawlings Second Team

1992  
Jim McDermott  
ABCA/Rawlings Third Team

1997  
Mike Marchiano  
NCBWA - First Team  
Collegiate Baseball - First Team  
ABCA/Rawlings - First Team  
Baseball America - Second Team  
The Sporting News - Second Team

2019  
John Stankiewicz  
NCBWA - Third Team  
Collegiate Baseball - Third Team  
ABCA/Rawlings - Third Team

2021  
Matt Mikulski  
NCBWA - First Team  
ABCA/Rawlings - First Team  
Collegiate Baseball - Second Team  
D1Baseball - Second Team  
Baseball America - Third Team

### Freshman All-Americans

1996  
Tom Stein  
Collegiate Baseball/Mizuno

2000  
Bobby Kingsbury  
Collegiate Baseball/Louisville Slugger  
Honorable Mention

Anthony Santopolo  
Collegiate Baseball/Louisville Slugger  
Honorable Mention

Jon Volosin  
Collegiate Baseball/Louisville Slugger  
Honorable Mention

2001  
Andrew Paolillo  
Collegiate Baseball/Louisville Slugger

2002  
Tim Short  
Collegiate Baseball/Louisville Slugger  
Honorable Mention

2005  
Cory Riordan  
Collegiate Baseball/Louisville Slugger

2011  
Chris Pike  
Collegiate Baseball/Louisville Slugger

Jonathan Reich  
Collegiate Baseball/Louisville Slugger

Tim Swatek  
Collegiate Baseball/Louisville Slugger

2017  
Kyle Martin  
Collegiate Baseball

Alvin Melendez  
NCBWA

2018  
Jake MacKenzie  
Collegiate Baseball



*Steve Forlano*



*Anthony Stringer*



*Tim Short*





## CHAMPIONSHIPS & AWARDS

### All-East

1932  
Ken Auer - First Team  
Tip Tobin - First Team  
Jack Fisher - Second Team  
Frank McDermott - Second Team  
Tom Lynch - Honorable Mention  
Jerry Pepper - Honorable Mention

### Eastern All-Star

1946  
Tony Camera

### District II NCAA All-Star

1952  
Sal Chiaramonte

1956  
Gene Caifa

### All-Metropolitan

1937  
John Barris  
Andrew Palau  
Fred Marcella  
Joe Woitkowski  
Michael Hearn

1963  
Tony Grzywacz

1975  
Tony Laura  
Paul Pungello  
Bob DiVincenzo

1977  
Bob DiVincenzo

1978  
Bob Cole

1973  
Billy Hill

### All-ECAC

1997 - Mike Marchiano  
2008 - Tom Davis  
2009 - Bobby DiNardo  
2010 - Chris Walker  
2014 - Tim Swatek  
2018 - Jake MacKenzie

### ECAC Player of the Year

1997  
Mike Marchiano

### All-Region

1993  
Joe Schultz  
Northeast First Team

Mike Butler  
Northeast Second Team

1995  
Mike Marchiano  
Northeast Second Team

1996  
Mike Marchiano  
Northeast First Team

1997  
Mike Marchiano  
Northeast First Team

Vince Lumia  
Northeast Second Team

2002  
Bobby Kingsbury  
ABCA/Rawlings Northeast Region  
Second Team

2006  
Greg Smith  
ABCA/Rawlings Northeast Region  
Second Team

2008  
Tom Davis  
ABCA/Rawlings Northeast Region  
Second Team

Rich Goulian  
ABCA/Rawlings Northeast Region  
Second Team

2010  
Chris Walker  
ABCA/Rawlings Northeast Region  
Second Team

2014  
Tim Swatek  
ABCA/Rawlings Northeast Region  
First Team

2018  
Ben Greenberg  
ABCA/Rawlings Northeast Region  
Second Team

Jake MacKenzie  
ABCA/Rawlings Northeast Region  
Second Team

2019  
John Stankiewicz  
ABCA/Rawlings Northeast Region  
First Team

2021  
Matt Mikulski  
ABCA/Rawlings Northeast Region  
First Team



*Vince Lumia*



*Michael Hearn*



*Bob DiVincenzo*

# ATLANTIC 10 AWARDS

## Player of the Year

Mike Marchiano - 1997  
Bobby Kingsbury - 2001 & 2002

## Pitcher of the Year

Tom Davis - 2008  
John Stankiewicz - 2019  
Matt Mikulski - 2021

## Rookie of the Year

Tom Stein - 1996  
Cory Riordan - 2005  
Jake MacKenzie - 2018

## Coach of the Year

Nick Restaino - 2005

## Championship Most Outstanding Player

Tom Stein - 1998  
Nick Labella - 2019

## First Team All-Atlantic 10

1996 - Tom Stein (3B)  
1997 - Mike Marchiano (OF)  
1998 - Tom Stein (3B)  
1999 - Colin Young (DH)  
2001 - Bobby Kingsbury (OF)  
2002 - Bobby Kingsbury (OF)  
2004 - Jeremy Bourgeois (C)  
2006 - Greg Smith (OF)  
2007 - Eric Reese (2B)  
2008 - Tom Davis (SP),  
Rich Goulain (SS)  
2010 - Chris Walker (C)  
2014 - Tim Swatek (OF)  
2015 - Charles Galiano (C)  
2017 - Jimmy Murphy (SP)  
2018 - Jake MacKenzie (2B)  
2019 - John Stankiewicz (SP),  
Kyle Martin (RP)  
2021 - Matt Mikulski (SP)  
2023 - Zach Selinger (2B)

## Second Team All-Atlantic 10

1996 - Mike Marchiano (OF)  
1997 - Vince Lumia (C),  
Dan Moleti (1B),  
Adrian Muys (DH)  
1999 - Tom Stein (3B)  
2003 - Jeremy Bourgeois (C)  
2004 - Kurt Thomas (DH)  
2005 - Cory Riordan (SP)  
2007 - Tom Davis (SP),  
Jordan Lert (3B)  
2009 - Danny Leach (3B)  
2010 - Max Krakowiak (SP)  
2011 - Tim Swatek (RP)  
2012 - Ryan Maghini (SS)  
2014 - Joey Runco (2B)  
2016 - Mark Donadio (OF)  
2023 - Peter DeMaria (DH)  
2024 - Daniel Bucciero (3B)

## All-Atlantic 10 Honorable Mention

2008 - Eric Reese (2B)  
2011 - Chris Pike (SP)

## Atlantic 10 All-Rookie Team

2011 - Chris Pike (P),  
Tim Swatek (P/OF)  
2012 - Matthew Cianci (OF)  
2013 - Joey Runco (2B)  
2014 - Kirk Haynes, Jr. (P),  
Mark Donadio (OF)  
2015 - Ben Greenberg (P)  
2016 - Justin Bardwell (C),  
Reiss Knehr (P/UT)  
2017 - Kyle Martin (RP),  
Alvin Melendez (RP)  
2018 - Jake MacKenzie (IF),  
C.J. Vazquez (IF),  
Joseph Quintal (RP)  
2019 - Jason Coules (OF/DH)  
2023 - Daniel Bucciero (IF),  
Tommy McAndrews (C)  
2024 - Aidan Dowd (P)  
2025 - Taylor Kirk (2B),  
Anthony Grabau (SS)

## Atlantic 10 All-Championship Team

1997 - Tony Martelli  
1998 - Gary Reznik,  
Robert Sprague,  
Tom Stein,  
Anthony Vega  
2004 - Joe Gwozdz  
2005 - Tom Davis  
2007 - Eric Reese,  
Cory Riordan  
2014 - Tim Swatek  
2016 - Joey Runco  
2019 - C.J. Vazquez,  
Nick Labella,  
Alvin Melendez,  
Kyle Martin

## Atlantic 10 Academic All-Conference

1997 - Mike D'Auria  
1998 - Mike D'Auria  
2001 - Nate Lang  
2003 - Tim Boyle  
2004 - Rob Semerano,  
Kurt Thomas  
2005 - Tim Short  
2008 - Eric Reese  
2009 - Bobby DiNardo  
2014 - Joey Runco  
2015 - Matthew Kozuch,  
Joey Runco,  
Ryan McNally  
2016 - Matthew Kozuch,  
Joey Runco,  
Ryan McNally  
2017 - Matthew Kozuch,  
Jason Lundy  
2018 - Billy Godrick  
2019 - Billy Godrick  
2023 - Peter DeMaria  
2024 - Gannon Brady  
2025 - Gannon Brady,  
Andrew Kanellis



Tom Stein



Ben Greenberg



Matthew Kozuch



***PATRIOT LEAGUE AWARDS*****Player of the Year**

Santy Gallone - 1991 & 1992

**Pitcher of the Year**

Jim McDermott - 1992

**Coach of the Year**

Dan Gallagher - 1991

**Championship Most Outstanding Player**

Joe Schultz - 1993

**First Team All-Patriot League**

1991 - Joe Maniscalco (P),  
Kevin Secor (C),  
Pete DeLuca (1B),  
Santy Gallone (2B),  
Brian Sullivan (OF)  
1992 - Jim McDermott (P),  
Santy Gallone (2B),  
Mike Butler (OF)  
1993 - Bill Conkling (SP),  
Joe Mackey (RP),  
Mike Butler (OF),  
Joe Schultz (DH)  
1994 - Pete Durkovic (SP),  
Mike Butler (OF),  
Shawn Harris (OF),  
Joe Schultz (DH)  
1995 - Charlie Cucchiara (RP),  
Anthony Stringer (C)

**Second Team All-Atlantic 10**

1993 - Henry Toolan (SP),  
Jerry Geigle (1B),  
Tom Caldara (2B)  
1994 - Charlie Cucchiara (RP),  
Tom Caldara (2B)  
1995 - Bryan Couch (SP),  
Jerry Geigle (1B),  
Ozzie Mendoza (SS),  
Mike Marchiano (OF),  
Kevin Foy (DH)



*Charlie Cucchiara*

***MAAC AWARDS*****Player of the Year**

Pete Harnisch - 1987  
Brad Howland/Ray Montgomery - 1988  
Ray Montgomery (South) - 1990

**Rookie of the Year**

Paul LoGuidice - 1988

**Coach of the Year**

Dan Gallagher (South) - 1990

**All-MAAC Team**

1987 - Brad Howland,  
Jack Allen,  
Pete Harnisch  
1988 - Paul Darrigo,  
Paul LoGuidice,  
Ray Montgomery,  
Brad Howland  
1989 - Pete DeLuca  
1990 - (South) - Santy Gallone,  
Ray Montgomery



*Dan Gallagher*



## FORDHAM IN THE MAJORS

The oldest active continually running intercollegiate baseball program in the nation, Fordham has had its share of players go to the major leagues. With the aid of research done by the Society for American Baseball Research (SABR), 62 major leaguers have been identified as having attended Fordham. Also included is Esteban "Bill" Bellan, who played in the National Association, forerunner to the National League, to become the first Fordham player in the majors. Here is an alphabetical listing of these players.


Player	Pos	1st Yr	Yrs	Principal Team(s)	Player	Pos	1st Yr	Yrs	Principal Team(s)
Tony Balsamo	P	1962	1	Cubs	Jack Lynch	P	1881	7	New York (AA)
Estaban "Bill" Bellan	3B	1871	3	NY Mutuals (NA)	Chris Mahoney	P	1910	1	Braves
Robert Berman	C	1918	1	Senators	<b>Nick Martinez</b>	<b>P</b>	<b>2014</b>	<b>8</b>	<b>Rangers, Padres, Reds</b>
Hank Borowy	P	1942	10	Yankees, Cubs	William McCarthy	C	1905	2	Braves, Reds
Jack Butler	C	1901	4	Cardinals	Ed McLane	OF	1907	1	Dodgers
Frank Carroll	IF	1915	2	Giants	Tim McNamara	P	1922	5	Braves
Howie Carter	2B	1926	1	Reds	Ray Montgomery	OF	1993	5	Houston
Frank Cipriani	OF	1961	1	Athletics	Frank Murphy	OF	1901	1	Braves
Jack Coffey	SS	1909	2	Braves, Red Sox, Tigers	Johnny Murphy	P	1932	13	Yankees
Robert Cooney	P	1931	2	Browns	Al Naples	SS	1949	1	Browns
Art Corcoran	3B	1915	1	Athletics	Jack Rafter	C	1904	1	Pirates
Ed Cousineau	C	1923	3	Braves	Stanley Rogers	SS	1938	1	Dodgers
Bud Culloton	P	1925	2	Pirates	Dick Rudolph	P	1910	13	Braves, Giants
Jack Daley	SS	1912	1	Browns	Alex Sabo	C	1936	2	Senators
Tony DePhillips	C	1943	1	Reds	Bill Scanlon	P	1903	8	Dodgers
Jack Doscher	P	1903	5	Dodgers	Dave Shean	2B	1906	9	Braves
John Doyle	P	1884	1	Pittsburgh (AA)	Jim Sheehan	C	1936	1	Pirates
Jack Doyle	1B	1889	17	Giants, Columbus (AA)	John Sheehan	SS	1920	2	Dodgers
Dick Egan	2B	1908	8	Reds, Dodgers	Charles Sheerin	2B	1936	1	Pirates
George Elder	OF	1949	1	Browns	John Slattery	C	1901	1	White Sox
Steve Filipowicz	OF	1944	3	Giants	Larry Smith	C	1920	1	Red Sox
Frankie Frisch	2B	1919	19	Giants, Cardinals	Roy Smith	P	1984	8	Indians, Twins,
Peter Harnisch	P	1988	15	Orioles, Astros, Mets,					Orioles
				Brewers, Reds, Rockies	Tom Smith	P	1894	4	Phillies
Chris Haughey	P	1943	1	Dodgers	Peter Treacey	SS	1876	1	New York (NL)
Miguel Jimenez	P	1993	5	Athletics	John Tobin	PH	1932	1	Giants
Larry Kopf	SS	1913	10	Reds	Ed Walsh	P	1904	14	White Sox
<b>Brett Kennedy</b>	<b>P</b>	<b>2018</b>	<b>2</b>	<b>Padres, Reds</b>	John Walsh	3B	1903	1	Phillies
<b>Reiss Knehr</b>	<b>P</b>	<b>2021</b>	<b>3</b>	<b>Padres</b>	<b>Greg Weissert</b>	<b>P</b>	<b>2022</b>	<b>4</b>	<b>Yankees, Red Sox</b>
William Lauterborn	2B	1904	2	Braves	John White	2B	1927	2	Reds
Alfredo LeFevre	SS	1920	1	Giants	Babe Young	1B	1936	8	Giants, Reds
George Leitner	P	1887	1	Indianapolis	Joe Zapustas	OF	1933	1	Athletics
Joseph Lucey	P	1920	2	Yankees, Red Sox	Sam Zoldac	P	1944	9	Browns, Indians



The Fordham Flash, Frankie Frisch ('24) (left), spent 17 years in the majors with the Giants and Cardinals. Also pictured are Doc Walsh (center), and Tim McNamara (right), class of '26.

Pete Harnisch ('87) (below left), who pitched for 15 years in the majors, while Nick Martinez (below top) made his major league debut in 2014 (photo courtesy of the Texas Rangers) with Brett Kennedy doing so with the San Diego Padres in 2018.

Vin Scully ('49) took a different route to the majors after patrolling centerfield at Fordham, becoming a Hall of Fame broadcaster for the Los Angeles Dodgers.









## FORDHAM ATHLETICS HALL OF FAME

Established in 1971 the Fordham University athletic department began honoring former athletes, coaches, and administrators for their past athletic achievements. Members are honored at the Winter Homecoming with a plaque bearing their image, the sports they participated in, their year of graduation, and year of induction. The baseball team has 46 Hall of Famers, all of whom are listed below, with photos of some of the players inducted:


Name	Class of	Inducted	Name	Class of	Inducted
Jack Allen	1988	2001	John Keenan	1934	1980
Ken Auer	1934	1991	Bobby Kingsbury	2008	2008
Bob Aylmer	1992	2007	Nicholas Landers	1929	1978
Steve Bellan	1896	1990	Jack Lyons	Coach	1995
John Barris	1937	1999	Mike Marchiano	1997	2003
Hank Borowy	1940	1972	Javier Martinez	2007	2017
Rick Buoncore	1978	1994	James McDermott	1993	2004
John "Jack" Burik	1971	1981	Ray Montgomery	1991	1999
J. Howard Carter	1925	1975	Johnny Murphy	1929	1974
Sal Chiaramonte	1952	1985	Fred Oppen	1980	1989
Jack Coffey	1910/Coach	1971	Andrew Palau	1937	1977
Bob Cole	1978	2012	Jerry Pepper	1934	1981
Bob Cooney	1929	2012	Mark Pleto	1978	1993
Paul Darrigo	1988	2013	Eric Reese	2008	2025
Tom Davis	2008	2014	Dan Rinaldo	1935	1981
Anthony DePhillips	1936	1978	Cory Riordan	2012	2014
Pete DeLuca	1992	2006	Dick Rudolph	1910	1975
Bob DiVincenzo	1977	1998	Joseph Runco	2016	2021
Steve Filipowicz	1943	1976	William Sabatini	1931	1979
Frankie Frisch	1920	1971	Tony Sarausky	1935	1990
Dan "Skip" Gallagher	Coach	2007	Greg Smith	2006	2019
Santy Gallone	1993	2000	John Tobin	1932	1980
Pete Harnisch	1988	1996	Babe Young	1936	1976
Billy Hill	1976	1991	Joseph Zapustas	1933	1980
Brad Howland	1988	2002			



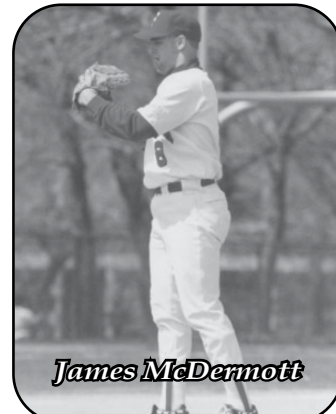
**Santy Gallone**



**Pete DeLuca**



**Bob Aylmer**



**James McDermott**

## FORDHAM BASEBALL DRAFT PICKS

Since the inception of the Major League Baseball Draft in 1965, the Fordham baseball team has had 37 players selected through 2017. The most selections in one season for Fordham was 2007, as three players were selected. The Rams' highest draft pick came in 1987, as Pete Harnisch was picked in the 1st Round and 27th overall by Baltimore.

### Year - Player - Position - MLB Team (Round)

1965 - Tom Capowski - SS - Philadelphia (11th)  
 1965 - Len Zandy - P - Philadelphia (27th)  
 1966 - Len Zandy - P - Kansas City A's (2nd - #38)  
 1967 - John Carroll - P - St. Louis (17th)  
 1968 - Joseph Pellechi - IF - Detroit (44th)  
 1973 - Joseph Cork - SS - Cleveland (15th)  
 1987 - Pete Harnisch - P - Baltimore (1st - #27)  
 1989 - Bob Aylmer - P - Toronto (48th)  
 1990 - Ray Montgomery - OF - Houston (13th)  
 1990 - Bob Aylmer - P - Toronto (33rd)  
 1991 - Brian Sullivan - OF - Detroit (11th)  
 1991 - Miguel Jimenez - P - Oakland (12th)  
 1992 - Jim McDermott - P - Chicago (A) (38th)

### Year - Player - Position - MLB Team (Round)

1995 - Peter Durkovic - P - Detroit (24th)  
 1997 - Tom Nielsen - P - San Francisco (16th)  
 1997 - Mike Marchiano - OF - Seattle (20th)  
 1999 - Colin Young - P - Colorado (9th)  
 2000 - Kris Kozlowski - P - Toronto (32nd)  
 2002 - Bobby Kingsbury - OF - Pittsburgh (8th)  
 2002 - Jason Conlisk - IF - Montreal (17th)  
 2004 - Rob Semerano - P - Oakland (20th)  
 2006 - Javier Martinez - P - Washington (42nd)  
 2006 - Greg Smith - OF - Pittsburgh (14th)  
 2007 - Cory Riordan - P - Colorado (6th)  
 2007 - John Mollicone - C - Tampa Bay (27th)  
 2007 - Javier Martinez - P - Seattle (29th)

### Year - Player - Position - MLB Team (Round)

2008 - Tom Davis - P - San Diego (16th)  
 2009 - Peter Kennelly - P - Twins (38th)  
 2011 - Nick Martinez - P - Texas (18th)  
 2011 - Max Krakowiak - P - Seattle (48th)  
 2015 - Brett Kennedy - P - San Diego (11th)  
 2015 - Charles Galiano - C - Milwaukee (40th)  
 2016 - Greg Weissert - P - New York (A) (18th)  
 2016 - Joseph Serrapica - P - Tampa Bay (24th)  
 2017 - Jimmy Murphy - P - Baltimore (8th)  
 2018 - Reiss Knehr - P - San Diego (20th)  
 2019 - Kyle Martin - P - Baltimore (15th)  
 2021 - Matt Mikulski - P - San Francisco (2nd)



## The Fordham Flip

There have been plenty of defining moments in Fordham Athletics history that will always be looked to and one of those fantastic moments happened ten years ago. It's simply known as the "Fordham Flip," making Fordham shortstop Brian Kownacki, a household name and an Internet sensation.

"The play and video still follows me around today. I know that early in my career, it helped open some doors for me. It is one of many fond memories I took away from my time at Fordham," said Kownacki remembering the play.

Fordham trailed Iona by a 9-1 score after five innings, when a massive rally literally flipped the outcome of the game. The comeback in the eighth was capped off by an incredible effort by Kownacki which would not be forgotten.

"I was supposed to be on the bench that night taking an off day. It was a rough start, but we started to chip away at the lead and we could feel the momentum shift as it got later into the game. Looking back I think that play highlights a major team comeback against a local rival and that's what made it special," said Kownacki.

Chris Walker, who had pinch-hit earlier in the eighth inning, came up again and blasted a single to left center with the bases loaded for the go-ahead hit. Matt DeSilva and Stephen McSherry scored easily, as Iona's Anthony Muccio misplayed the ball in center.

Kownacki was waved around all the way from first with the low throw coming into Iona catcher James Beck, beating Kownacki to the plate. Kownacki then leaped completely over the top of Beck without a tag, and landed with a handstand on home plate, capping off a nine-run inning, giving Fordham its first lead of the game at 12-9. The crowd in attendance went crazy, not just for the comeback effort by the Rams, but the amazing play they just witnessed.

"The jump was a split second reaction that I couldn't tell you as to why I did it. After scoring I don't remember seeing the umpire give the safe call but just remember celebrating with my teammates."

The Kownacki leap was then cut as a highlight and sent into the ESPNEWS News Desk for the top plays of the night. By the end of ESPN's Baseball Tonight's midnight broadcast, there was Kownacki's highlight on national TV, sneaking on as the final piece of the show, as John Kruk, Bobby Valentine and Aaron Boone were all in awe, saying they hadn't seen that before. ESPNEWS also ended their hourly broadcast with the clip, as ESPNEWS anchor and Fordham alum Michael Yam said, "That's how we do it at Fordham."

The showings of Kownacki's jump then created a surge of interest across news and sports broadcasts the following morning, as the live morning SportsCenter had re-ranked the top plays, moving the highlight to #1. ESPN's First Take then called to interview Kownacki on their show, which was just the beginning of a week-long media storm around the shortstop.

The "Kownacki Kraze" found its way onto national television appearing on Live with Regis and Kelly, Fox 5's Good Day NY, ABC's Jimmy Kimmel Live and Good Morning America, NBC's Today Show, MLB Network's MLB Tonight, and ESPN's Pardon the Interruption, Around the Horn, and SportsNation.


Kownacki was eventually brought on for live interviews on Inside Edition, FoxNews' America's Newsroom, the CBS Early Show, the PIX Morning News, and MLB Radio Network's Talkin' Baseball with Fordham alum Ed Randall.

The highlight had become a "viral video", was dubbed the "Fordham Flip", and the craze around it continued to grow. MLB Network named the highlight the Play of the Week and April's Offensive Play of the Month, while the Harlem Globetrotters gave Kownacki a "Trotter Tribute" award for a "Globetrottersque play."

The highlight earned Kownacki a trip to the ESPY Awards in Los Angeles, where "the Flip" finished second in the vote for the Best Play of the Year ESPY Award, while at Cartoon Network's Hall of Game Awards, he received the Most Viral Player Award for best amateur sports video.

"I was not ready for the media aftermath that followed and don't think anybody expected that to happen. Anyone who knows me would agree that I'm very introverted and having a spotlight on me was tough to handle. With that being said I still look back at going around NYC from studio to studio doing interviews and being nominated for an ESPY as fond memories I still cherish."

Not too bad for a player who was supposed to have the day off.



The Fordham Flip





# JACK COFFEY



Jack Coffey, a name that is synonymous with Fordham Athletics, served as Graduate Manager of Athletics for thirty-two years and varsity baseball coach for thirty-seven years before retiring from both posts in 1958.

Born on January 28, 1888, three miles east of the Fordham campus in what was then known as Westchester Village, Coffey attended Morris High School and Fordham College, graduating with an A.B. degree in 1910 and later earning a law degree in 1923 from Fordham Law School.

Following graduation, he underwent what he called "a prolonged series of peregrinations to points provincial" as baseball player and manager.

He returned to Fordham in 1922 as baseball coach and in 1926 became the Graduate Manager of Athletics (Athletic Director). He directed the baseball team to five Eastern titles while producing such outstanding major leaguers as Hank Borowy, Babe Young and Johnny Murphy. He is the all-time winningest baseball coach in Fordham history with an amazing 1,095-461-11 record for his 44 years of coaching. With that record, he won over 70% of the games he coached.

With Coffey as Graduate Manager of Athletics, Fordham pushed forward to national prominence in other fields of sports, notably football, track and basketball. Under his guidance, Fordham football squads appeared in the Sugar and Cotton Bowls, while Maroon basketball teams participated in both the NCAA and National Invitation Tournament twice.

Coffey was elected to the Helms Foundation Collegiate Baseball Hall of Fame in 1954 and was also among the first class of inductees to the Fordham University Athletic Hall of Fame in 1971.

The baseball field was named in his honor in 1954 and when Fordham restored football in 1964, the football Rams also called Coffey Field home. The plaque dedicated that day in 1954 summed up what Jack Coffey meant to Fordham and to Fordham men. It hails the pensioner as "A true sportsman scholar and Christian gentleman."



## HOULIHAN PARK AT JACK COFFEY FIELD

Houlihan Park has been the home for the Fordham baseball team since its most recent renovation in 2005. Then-named Jack Coffey Field, for the longtime Fordham baseball coach, the facility underwent a \$4.3 million renovation, which included a new drainage system, a new FieldTurf surface, a new scoreboard and sound system, and lights. In addition, new bullpens, recessed dugouts, a 500-seat grandstand, a press box and a renovated entrance were also a part of the new look of the complex.

The baseball field was renamed Houlihan Park, after Jim Houlihan '74 and his family pledged \$1 million to Fordham University's baseball program. The donation supported Fordham baseball in its efforts to establish and sustain a national recruiting program, provide additional resources for team travel and supplement equipment purchases that exceed the annual budget. The Houlihan family has strong roots at Fordham. Jim Houlihan pitched for the Rams from 1971 to 1973, and his brother Jack Houlihan (CBA '75) was a catcher from 1972 to 1975, while six other members of the Houlihan extended family have attended Fordham.

Houlihan Park's first full season of use was 2006, when the field played host to the Atlantic 10 Baseball Championship. It was the first time that the Championship returned to a campus site in its entirety since 1986. In that championship, Saint Louis garnered its first-ever Atlantic 10 Baseball Championship over St. Bonaventure. The Championship returned to Houlihan Park for a second time in 2012, where the title game between Richmond and Dayton was

broadcast nationally on CBS Sports Network. The Atlantic 10 Championship has also taken place at Houlihan Park in 2016 and returned in 2019 with the Fordham Rams capturing the 2019 Championship.

In 2012, Houlihan Park got another new addition with a full-color video scoreboard, made by Daktronics. The new display has the ability to show video, in game statistics, and more. In summer 2014, the surface of Houlihan Park was replaced, while a new outfield wall and batting cage area (behind right field) were installed. In addition, a Daktronics sound system was installed on top of the scoreboard.

Since its re-opening, Houlihan Park has served as a great home field advantage for the Rams, as Fordham have posted a 288-190 record through 2025 and won 60% of its home games.



*Jack Coffey/Houlihan Park*